

ANYWAY

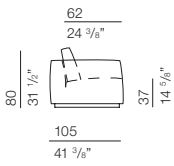
DESIGN ADRIANO CASTIGLIONI
2011



Programma di sedute ed elementi componibili dal design innovativo e dalle linee morbide. Struttura in legno, imbottita in poliuretano espanso a quote differenziate + rivestimento accoppiato con resinato 100gr. Piano seduta in poliuretano espanso D35. Cuscini di schienale in poliuretano espanso D21 + falda in termolegato. Basamento in alluminio, disponibile nelle finiture satinato, bianco lucido ed anodizzato color antracite.

Upholstery program of seating and modular elements of innovative and soft-shaped design. Wooden structure, upholstery in polyurethane of different weight space with cotton cover. Seat cushion in D/35 polyurethane. Back cushions upholstered with D21 polyurethane and thermofastened layer. Aluminium base available in sanded finish, glossy white lacquer and anthracite.

ANYWAY
DESIGN ADRIANO CASTIGLIONI
2011



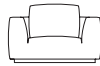
larghezza bracciolo 22 cm
arm width 8 5/8"

AW0000
armchair 110



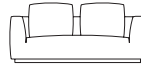
110
43 1/4"

AW0033
armchair big 130



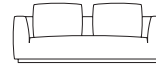
130
51 1/8"

AW0001
sofa 190



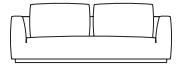
190
74 3/4"

AW0002
sofa 210



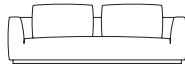
210
82 5/8"

AW0003
sofa 230



230
90 1/2"

AW0004
sofa 250



250
98 3/8"

AW0005
end element 95



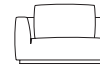
95
37 3/8"

AW0006
end element 105



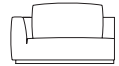
105
41 3/8"

AW0007
end element 125



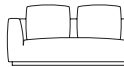
125
49 1/4"

AW0008
end element 145



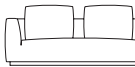
145
57 1/8"

AW0009
end element 165



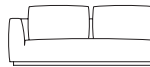
165
64 7/8"

AW0010
end element 185



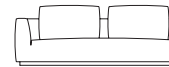
185
72 7/8"

AW0011
end element 205



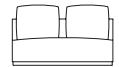
205
80 3/4"

AW0012
end element 225



225
88 5/8"

AW0017
central element 140



140
55 1/8"

AW0018
central element 160



160
62 7/8"

AW0019
central element 180



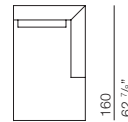
180
70 7/8"

AW0020
central element 200



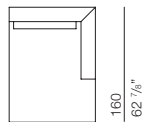
200
78 3/4"

AW0021
chaise longue 100 x 160



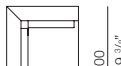
100
39 3/8"

AW0022
chaise longue 120 x 160



120
47 1/4"

AW0013
squared element 100 x 100



100
39 3/8"

AW0023
ottoman 100 x 100




37
14 7/8"



100
39 3/8"

AW0024
ottoman 100 x 160

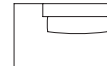


37
14 7/8"



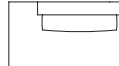
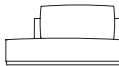
160
62 7/8"

AW0025
central element with ottoman 140 x 105

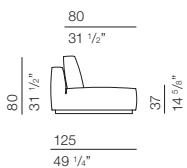


140
55 1/8"

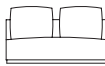
AW0026
central element with ottoman 160 x 105



160
62 7/8"

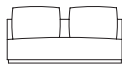


AW0027
central element 140 D125



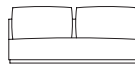
140
55 1/8"

AW0028
central element 160 D125



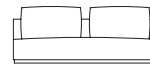
160
62 7/8"

AW0029
central element 180 D125



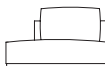
180
70 7/8"

AW0030
central element 200 D125

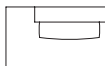


200
78 3/4"

AW0031
central element with ottoman 140 X 125

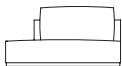


140
55 1/8"

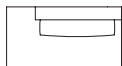


125
49 1/4"

AW0032
central element with ottoman 160 x 125



160
62 7/8"

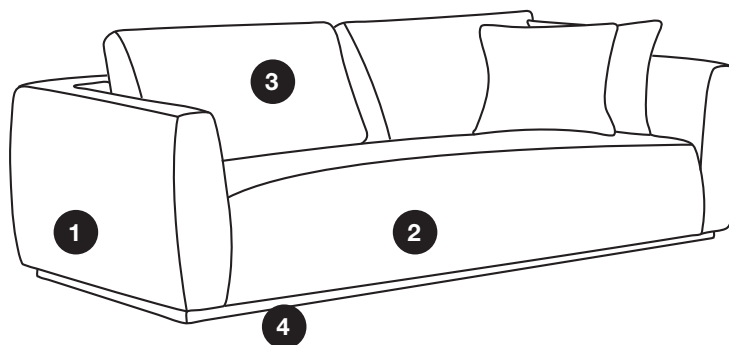


125
49 1/4"

Bodema si riserva il diritto di apportare, senza preavviso, modifiche nei materiali, nelle finiture e nei disegni dei prodotti. — Bodema reserves itself the right to make changes in terms of choice of the raw materials, the finishings and the renew of the design of the models without notice.

ANYWAY

DESIGN ADRIANO CASTIGLIONI
2011



MATERIALI IMPIEGATI

1 STRUTTURA
Legno rivestita in poliuretano espanso
2 SEDUTA
Poliuretano espanso D35
3 SCHIENALI
Poliuretano espanso D21

FINITURE

4 BASAMENTO
Alluminio finitura Bianco lucido
Alluminio finitura Antracite opaco
Alluminio satinato

USED MATERIALS

1 STRUCTURE
Wood covered in polyurethane foam
2 SEATS
D35 polyurethane foam
3 BACKRESTS
D21 polyurethane foam

FINISHES

4 BASE
Glossy white aluminium
Matt anthracite aluminium
Sanded aluminium

NOTE INFORMATIVE

- Nelle versioni Rivestimento Pelle e\o Nabuk e\o Velluto NON è prevista la cucitura "impuntura"

MANUTENZIONE ORDINARIA DI UN DIVANO RIVESTITO IN TESSUTO

- I rivestimenti possono presentare variazioni di tonalità da una partita all'altra.
- Evitare l'esposizione del prodotto alla luce solare diretta, soprattutto se questa è filtrata da vetrata.
- Tutti i rivestimenti sfoderabili richiedono periodicamente il ripristino delle tensioni iniziali regolando le parti velcrate.
- Per i rivestimenti sfoderabili, attenersi scrupolosamente alle modalità di lavaggio riportate sul cartoncino posto sul prodotto.

MANUTENZIONE ORDINARIA DI UN DIVANO RIVESTITO IN PELLE

- Evitare l'esposizione del prodotto alla luce solare diretta, soprattutto se questa è filtrata da vetrata.
- Evitare di posizionare il prodotto in prossimità di fonti di calore dirette quali camini, stufe, termosifoni.
- Per liberare i pori della pelle dalla polvere che si deposita, utilizzare un panno umido ben strizzato da usare con delicatezza. Ciò vale soprattutto per le tipologie "Naturale", che non sono trattate con alcun prodotto coprente, pertanto sono più delicate .
- Per la pulizia ordinaria delle pelli tipo "Extra" e "Scozia" si può ricorrere a prodotti specifici in commercio, seguendo le istruzioni date dal produttore.
- In caso di macchie accidentali suggeriamo di tamponare immediatamente con carta assorbente sempre evitando di strofinare, ma limitandosi ad asciugare il liquido. La buona riuscita dell'operazione dipende in gran parte dalla tempestività dell'intervento oltre che dall'origine della macchia.
- Non usare mai alcool o solventi, che danneggerebbero definitivamente i rivestimenti.

INFORMATIONS

- When in Leather and\or Nabuk and\or Velvet, NO saddle stitch.

ROUTINE MAINTENANCE OF A SOFA WITH FABRIC COVERS

- The covers may vary in nuances from one batch to another.
- Avoid exposing the product to direct sunlight, particularly if it is filtered through glass.
- All removable covers regularly require the initial tautness to be restored, adjusting the parts with velcro.
- For all removable covers, please follow the washing instructions on the tag stitched on the product.

ROUTINE MAINTENANCE OF A SOFA UPHOLSTERED IN LEATHER

- Avoid exposing the product to direct sunlight, particularly if it is filtered through glass.
- Do not position the product near sources of direct heat such as fireplaces, stoves or radiators.
- To free the pores of the leather from the dust that has collected, use with care a wet cloth that has been wrung out. This applies above all to the "Naturale" types which are not treated and therefore more delicate.
- For routine cleaning of the "Extra" and "Scozia" leather use can be made of specific products available on the market, following the manufacturer's instructions.
- In the event of accidental staining we recommend blotting the stain immediately with absorbent paper, never rubbing but instead only drying the liquid. The success of the operation mostly depends on prompt action and the origin of the stain.
- Never use alcohol or solvents which alter permanently the upholstery.