

BARCLAY

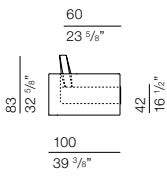
DESIGN GIUSEPPE MANZONI
2014



Struttura in legno rivestita in poliuretano espanso indeformabile e vellutino accoppiato. Molleggio a cinghia elastica intrecciata. Imbottitura seduta in piuma d'oca trapuntata con inserto in poliuretano espanso D35 e D25. Schienali in piuma d'oca.

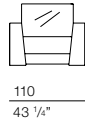
Wooden structure and non-deformable polyurethane upholstery with light double velvet cover. Springiness made of woven elastic belts. Seat cushions in quilted goose feather and D35 +D25 polyurethane insert. Back cushions filled with goose feather.

BARCLAY
DESIGN GIUSEPPE MANZONI
2014

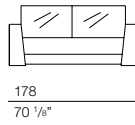


larghezza bracciolo 19 cm
arm width 7 1/2"

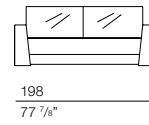
BARC001
armchair 110



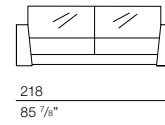
BARC002
sofa 178



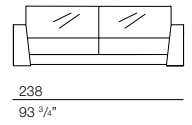
BARC003
sofa 198



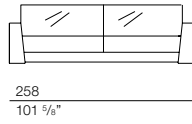
BARC004
sofa 218



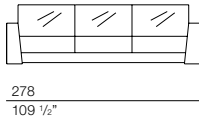
BARC005
sofa 238



BARC006
sofa 258



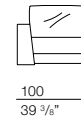
BARC007
sofa 278



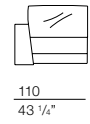
BARC027
end element 90



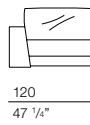
BARC028
end element 100



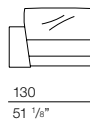
BARC029
end element 110



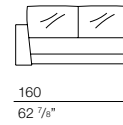
BARC030
end element 120



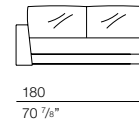
BARC031
end element 130



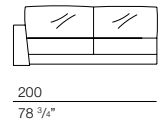
BARC012
end element 160



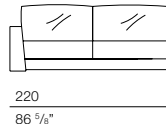
BARC013
end element 180



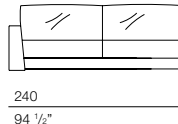
BARC014
end element 200



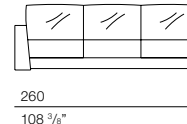
BARC015
end element 220



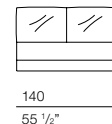
BARC016
end element 240



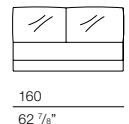
BARC017
end element 260



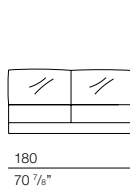
BARC008
central element 140



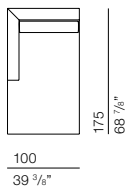
BARC009
central element 160



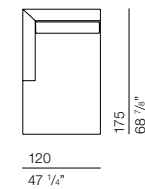
BARC010
central element 180



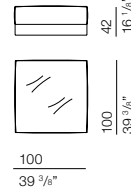
BARC018
chaise longue 100 x 175



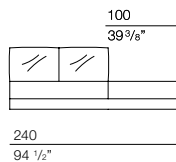
BARC019
chaise longue 120 x 175



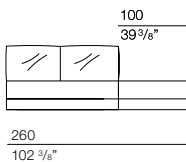
BARC022
ottoman 100 x 100



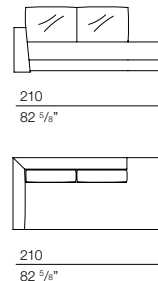
BARC020
central element
with ottoman 240 X 100



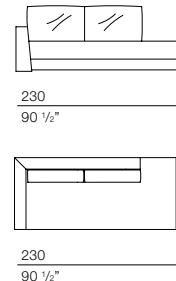
BARC021
central element
with ottoman 260 X 100



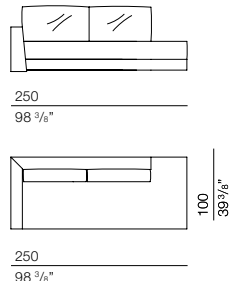
BARC026
end element
with ottoman 210 X 100



BARC023
end element
with ottoman 230 X 100

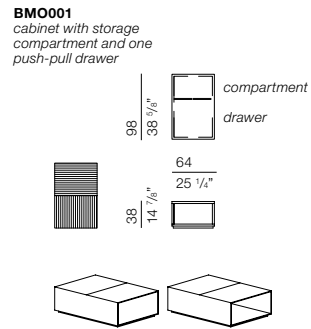
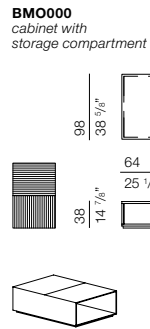
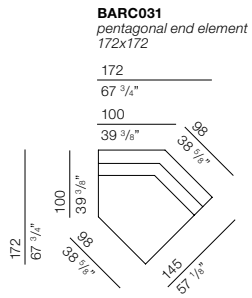


BARC024
end element
with ottoman 250 X 100



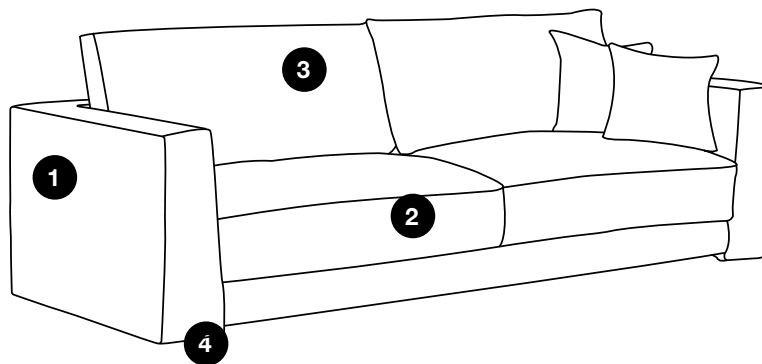
Bodema si riserva il diritto di apportare, senza preavviso, modifiche nei materiali, nelle finiture e nei disegni dei prodotti. — Bodema reserves itself the right to make changes in terms of choice of the raw materials, the finishings and the renew of the design of the models without notice.

BARCLAY
 DESIGN GIUSEPPE MANZONI
 2014



BARCLAY

DESIGN GIUSEPPE MANZONI
2014



MATERIALI IMPIEGATI

1 STRUTTURA
Legno rivestita in poliuretano espanso
2 SEDUTA
Poliuretano espanso D35\25
Piuma d'oca
3 SCHIENALI
Piuma d'oca

FINITURE

4 PIEDINI
Plastica nera

USED MATERIALS

1 STRUCTURE
Wood covered in polyurethane foam
2 SEATS
D35\25 polyurethane foam
Feather
3 BACKRESTS
Feather

FINISHES

4 FEET
Black plastic

MANUTENZIONE ORDINARIA DI UN DIVANO RIVESTITO IN TESSUTO

- I rivestimenti possono presentare variazioni di tonalità da una partita all'altra.
- Evitare l'esposizione del prodotto alla luce solare diretta, soprattutto se questa è filtrata da vetrata.
- Tutti i rivestimenti sfoderabili richiedono periodicamente il ripristino delle tensioni iniziali regolando le parti velcrate.
- Per i rivestimenti sfoderabili, attenersi scrupolosamente alle modalità di lavaggio riportate sul cartoncino posto sul prodotto.

MANUTENZIONE ORDINARIA DI UN DIVANO RIVESTITO IN PELLE

- Evitare l'esposizione del prodotto alla luce solare diretta, soprattutto se questa è filtrata da vetrata.
- Evitare di posizionare il prodotto in prossimità di fonti di calore dirette quali camini, stufe, termosifoni.
- Per liberare i pori della pelle dalla polvere che si deposita, utilizzare un panno umido ben strizzato da usare con delicatezza. Ciò vale soprattutto per le tipologie "Naturale", che non sono trattate con alcun prodotto coprente, pertanto sono più delicate.
- Per la pulizia ordinaria delle pelli tipo "Extra" e "Scozia" si può ricorrere a prodotti specifici in commercio, seguendo le istruzioni date dal produttore.
- In caso di macchie accidentali suggeriamo di tamponare immediatamente con carta assorbente sempre evitando di strofinare, ma limitandosi ad asciugare il liquido. La buona riuscita dell'operazione dipende in gran parte dalla tempestività dell'intervento oltre che dall'origine della macchia.
- Non usare mai alcool o solventi, che danneggerebbero definitivamente i rivestimenti.

MANUTENZIONE ORDINARIA DEI CUSCINI IN PIUMA

- Regola fondamentale è quella di sprimacciare in modo da ridare il volume originale. Non usare aspirapolvere o battipanni. Arieggiare di tanto in tanto.

ROUTINE MAINTENANCE OF A SOFA WITH FABRIC COVERS

- The covers may vary in nuances from one batch to another.
- Avoid exposing the product to direct sunlight, particularly if it is filtered through glass.
- All removable covers regularly require the initial tautness to be restored, adjusting the parts with velcro.
- For all removable covers, please follow the washing instructions on the tag stitched on the product.

ROUTINE MAINTENANCE OF A SOFA UPHOLSTERED IN LEATHER

- Avoid exposing the product to direct sunlight, particularly if it is filtered through glass.
- Do not position the product near sources of direct heat such as fireplaces, stoves or radiators.
- To free the pores of the leather from the dust that has collected, use with care a wet cloth that has been wrung out. This applies above all to the "Naturale" types which are not treated and therefore more delicate.
- For routine cleaning of the "Extra" and "Scozia" leather use can be made of specific products available on the market, following the manufacturer's instructions.
- In the event of accidental staining we recommend blotting the stain immediately with absorbent paper, never rubbing but instead only drying the liquid. The success of the operation mostly depends on prompt action and the origin of the stain.
- Never use alcohol or solvents which alter permanently the upholstery.

ROUTINE MAINTENANCE OF THE FEATHER CUSHIONS

- The basic rule is to fluff up the cushions to restore the original volume. Do not use vacuum cleaners or carpet beater. Airing from time to time.