

BLAKE

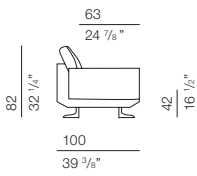
DESIGN ADRIANO CASTIGLIONI
2019



Programma di sedute ed elementi componibili. Braccioli imbottiti disponibili nelle larghezze di 10, 20 e 30 cm. Struttura in legno, imbottita in poliuretano espanso a quote differenziate + rivestimento accoppiato con resinato 100 gr. Molleggio a cinghia elastica intrecciata. Imbottitura seduta in Poliuretano HT35 + Poliuretano D21 rivestiti in vellutino accoppiato bianco. Cuscini di schienale in piuma con inserto di in poliuretano espanso D21SOFT. Piedini in metallo disponibili nella finitura Nickel nero, bronzo spazzolato o verniciato opaco color Manganese. Divano completamente smontabile. Completano la collezione due mobiletti contenitore in legno, disponibili nella finitura Rovere Termocotto. La collezione Blake comprende anche una serie di tavolini, console e tavoli da pranzo, con basamento in metallo disponibile nelle finiture Nickel nero, bronzo spazzolato o verniciato opaco color peltro; il piano è disponibile in MDF laccato lucido o opaco in tutti i colori RAL, oppure in marmo Brown Emperador, Calacatta Oro, Sahara Noir, Saint Laurent, Marron Damasco e Stardust lucido o opaco.

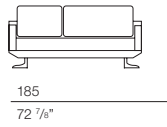
Seat and modular elements program. Arms available in cm 10 – 20 and 30. Wooden frame, polyurethane upholstery of different space weight with 100 gr double cover. Woven elastic belts. Seat upholstery in HT35 and D 21 polyurethane covered with light double velvet. Back cushions in goose feather with D21 SOFT polyurethane insert. Metal feet in black nickel, sanded bronze or matt Manganese finish. Totally Knock-down sofa for an easier delivery and installation. 2 cabinets belong to this collection, available in smoked oak brown, besides coffee-tables, console-table and dining set with matching metal base in the same finish of the sofa. Top is available in any RAL colour tone, glossy or matt pewter finish. Option is a glossy or mat marble top in Brown Emperador, Calacatta Oro, Sahara Noir, Saint Laurent, Marron Damasco and Stardust.

BLAKE
DESIGN ADRIANO CASTIGLIONI
2019

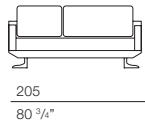


larghezza bracciolo 10,20 o 30 cm
armrest width 3 7/8", 7 7/8" or 11 3/4"

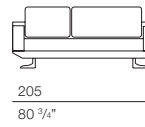
BLA000
sofa 185 arms 10



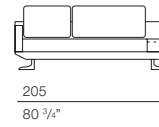
BLA001
sofa 205 arms 10



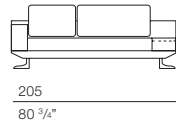
BLA002
sofa 205 arms 20



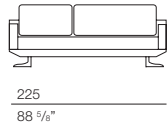
BLA003
sofa 205 arm 10
+ low storage unit



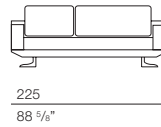
BLA004
sofa 205 arm 20
+ low storage unit



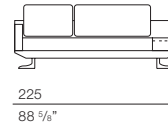
BLA005
sofa 225 arms 10



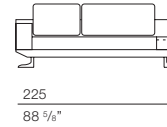
BLA006
sofa 225 arms 20



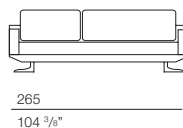
BLA007
sofa 225 arm 10
+ low storage unit



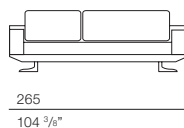
BLA008
sofa 225 arm 20
+ low storage unit



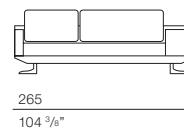
BLA009
sofa 265 arms 10



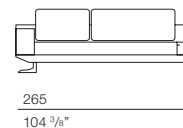
BLA010
sofa 265 arms 20



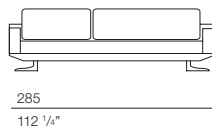
BLA011
sofa 265 arms 10+30



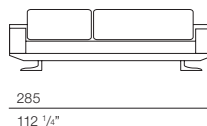
BLA012
sofa 265 arm 20
+ low storage unit



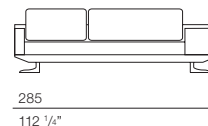
BLA013
sofa 285 arms 10



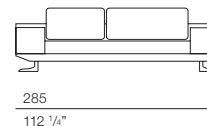
BLA014
sofa 285 arms 20



BLA015
sofa 285 arms 10+30



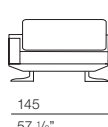
BLA016
sofa 285 arms 30



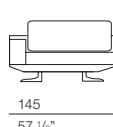
BLA017
sofa 285 arms 20
low storage unit



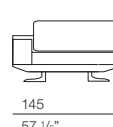
BLA018
end element 145 arm 10



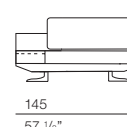
BLA019
end element 145 arm 20



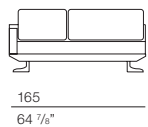
BLA020
end element 145 arm 30



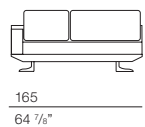
BLA021
end element 145
with low storage unit



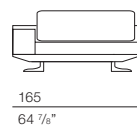
BLA022
end element 165 arm 10



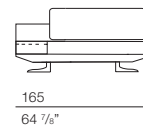
BLA023
end element 165 arm 20



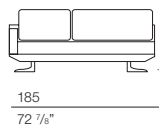
BLA024
end element 165 arm 30



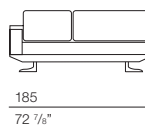
BLA025
end element 165
low storage unit



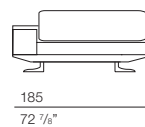
BLA027
end element 185 arm 10



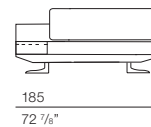
BLA028
end element 185 arm 20



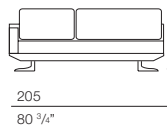
BLA029
end element 185 arm 30



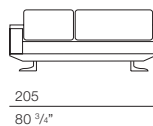
BLA030
end element 185
low storage unit



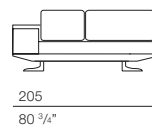
BLA031
end element 205 arm 10



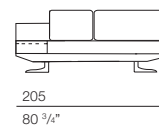
BLA032
end element 205 arm 20



BLA033
end element 205 arm 30



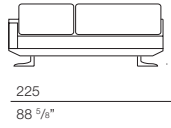
BLA034
end element 205
low storage unit



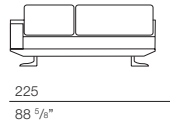
Bodema si riserva il diritto di apportare, senza preavviso, modifiche nei materiali, nelle finiture e nei disegni dei prodotti. — Bodema reserves itself the right to make changes in terms of choice of the raw materials, the finishings and the renew of the design of the models without notice.

BLAKE
DESIGN ADRIANO CASTIGLIONI
2019

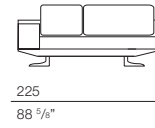
BLA035
end element 225 arm 10



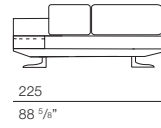
BLA036
end element 225 arm 20



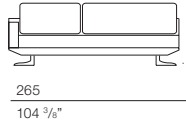
BLA041
end element 225 arm 30



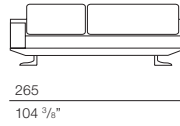
BLA038
end element 225
low storage unit



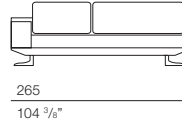
BLA039
end element 265 arm 10



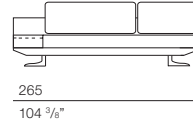
BLA040
end element 265 arm 20



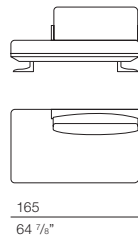
BLA043
end element 265 arm 30



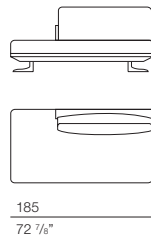
BLA037
end element 265
low storage unit



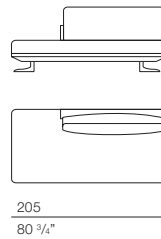
BLA044
central element 165 with ottoman



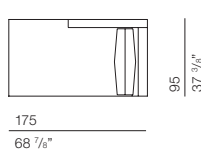
BLA046
central element 185 with ottoman



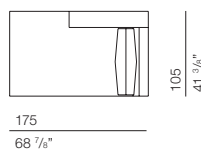
BLA048
central element 205 with ottoman



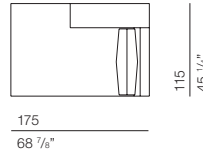
BLA045
chaise longue 175 x 95 arm 10



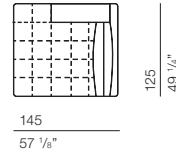
BLA047
chaise longue 175 x 105 arm 20



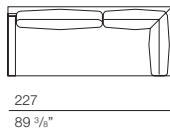
BLA077
chaise longue 175 x 115 arm 30



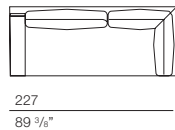
BLA042
quilted chaise longue 125 x 145
arm 30



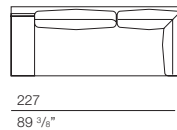
BLA050
squared element 227 arm 10



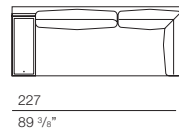
BLA056
squared element 227 arm 20



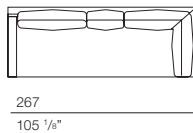
BLA052
squared element 227 arm 30



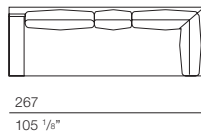
BLA053
squared element 227
low storage unit



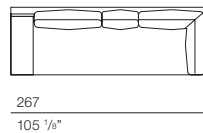
BLA058
squared element 267 arm 10



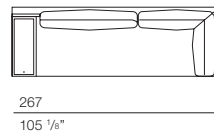
BLA055
squared element 267 arm 20



BLA049
squared element 267 arm 30

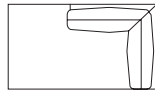


BLA051
squared element 267
low storage unit



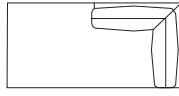
BLAKE
DESIGN ADRIANO CASTIGLIONI
2019

BLA057
squared element 165 with ottoman



165
64 7/8"

BLA059
squared element 175 with ottoman



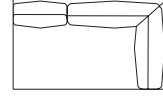
175
68 7/8"

BLA054
squared element 215 with ottoman



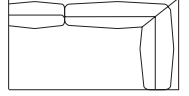
215
84 5/8"

BLA060
squared element 157 without arm



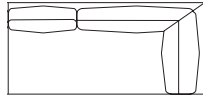
157
61 3/4"

BLA061
squared element 167 without arm



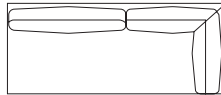
167
65 3/4"

BLA064
squared element 207 without arm



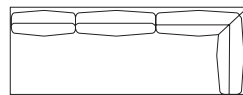
207
81 1/2"

BLA066
squared element 227 without arm



227
89 3/8"

BLA071
squared element 267 without arm



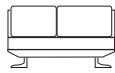
267
105 1/8"

BLA062
central element 145



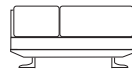
145
57 1/8"

BLA063
central element 165



165
64 7/8"

BLA065
central element 205



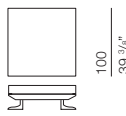
205
80 3/4"

BLA070
central element 225



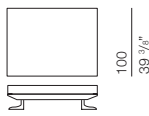
225
88 5/8"

BLA068
ottoman 100 x 100



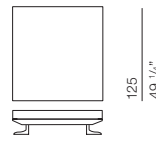
100
39 3/8"

BLA074
ottoman 100 x 125



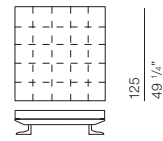
125
49 1/4"

BLA075
ottoman 125 x 125



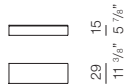
125
49 1/4"

BLA077
quilted ottoman 125 x 125



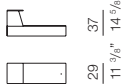
125
49 1/4"

BLA072
low storage unit Oak brown finish



84
33 1/8"


BLA073
high storage unit Oak brown finish



84
33 1/8"

BLAKE

DESIGN ADRIANO CASTIGLIONI
2019



MATERIALI IMPIEGATI

1 STRUTTURA
Legno rivestita in poliuretano espanso
2 SEDUTA
Poliuretano espanso D21\35
3 SCHIENALI
Poliuretano espanso D21 SOFT
Piuma d'oca

FINITURE

4 PIEDINI
Metallo finitura Nickel nero
Metallo finitura Bronzo Spazzolato
Metallo finitura Manganese

USED MATERIALS

1 STRUCTURE
Wood covered in polyurethane foam
2 SEATS
D21\35 polyurethane foam
3 BACKRESTS
poliuretano espanso D21 SOFT
Feather

FINISHES

4 LEGS
Metal feet Black Nickel finish
Metal feet Sanded Bronze finish
Metal feet Maganese finish

MANUTENZIONE ORDINARIA DI UN DIVANO RIVESTITO IN TESSUTO

- I rivestimenti possono presentare variazioni di tonalità da una partita all'altra.
- Evitare l'esposizione del prodotto alla luce solare diretta, soprattutto se questa è filtrata da vetrata.
- Tutti i rivestimenti sfoderabili richiedono periodicamente il ripristino delle tensioni iniziali regolando le parti velcrate.
- Per i rivestimenti sfoderabili, attenersi scrupolosamente alle modalità di lavaggio riportate sul cartoncino posto sul prodotto.

MANUTENZIONE ORDINARIA DI UN DIVANO RIVESTITO IN PELLE

- Evitare l'esposizione del prodotto alla luce solare diretta, soprattutto se questa è filtrata da vetrata.
- Evitare di posizionare il prodotto in prossimità di fonti di calore dirette quali camini, stufe, termosifoni.
- Per liberare i pori della pelle dalla polvere che si deposita, utilizzare un panno umido ben strizzato da usare con delicatezza. Ciò vale soprattutto per le tipologie "Naturale", che non sono trattate con alcun prodotto coprente, pertanto sono più delicate.
- Per la pulizia ordinaria delle pelli tipo "Extra" e "Scozia" si può ricorrere a prodotti specifici in commercio, seguendo le istruzioni date dal produttore.
- In caso di macchie accidentali suggeriamo di tamponare immediatamente con carta assorbente sempre evitando di strofinare, ma limitandosi ad asciugare il liquido. La buona riuscita dell'operazione dipende in gran parte dalla tempestività dell'intervento oltre che dall'origine della macchia.
- Non usare mai alcool o solventi, che danneggerebbero definitivamente i rivestimenti.

MANUTENZIONE ORDINARIA DEI CUSCINI IN PIUMA

- Regola fondamentale è quella di sprimacciare in modo da ridare il volume originale. Non usare aspirapolvere o battipanni. Arieggiare di tanto in tanto.

ROUTINE MAINTENANCE OF A SOFA WITH FABRIC COVERS

- The covers may vary in nuances from one batch to another.
- Avoid exposing the product to direct sunlight, particularly if it is filtered through glass.
- All removable covers regularly require the initial tautness to be restored, adjusting the parts with velcro.
- For all removable covers, please follow the washing instructions on the tag stitched on the product.

ROUTINE MAINTENANCE OF A SOFA UPHOLSTERED IN LEATHER

- Avoid exposing the product to direct sunlight, particularly if it is filtered through glass.
- Do not position the product near sources of direct heat such as fireplaces, stoves or radiators.
- To free the pores of the leather from the dust that has collected, use with care a wet cloth that has been wrung out. This applies above all to the "Naturale" types which are not treated and therefore more delicate.
- For routine cleaning of the "Extra" and "Scozia" leather use can be made of specific products available on the market, following the manufacturer's instructions.
- In the event of accidental staining we recommend blotting the stain immediately with absorbent paper, never rubbing but instead only drying the liquid. The success of the operation mostly depends on prompt action and the origin of the stain.
- Never use alcohol or solvents which alter permanently the upholstery.

ROUTINE MAINTENANCE OF THE FEATHER CUSHIONS

- The basic rule is to fluff up the cushions to restore the original volume. Do not use vacuum cleaners or carpet beater. Airing from time to time.