

DALLAS

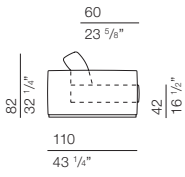
DESIGN GIUSEPPE MANZONI
2018



Struttura in legno rivestita in poliuretano espanso indeformabile D40 e vellutino accoppiato. Molleggio a cinghia elastica intrecciata. Imbottitura seduta in piuma d'oca trapuntata con inserto in poliuretano espanso D35. Schienali in piuma d'oca trapuntata con inserto in poliuretano espanso D18. Basamento in legno tinto wengé.

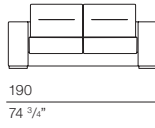
Wooden frame upholstered with non-deformable D40 polyurethane foam with light double velvet cover. Springiness made of woven elastic belts. Seat padding in goose feather, quilted with kg.35/ m³ polyurethane foam. Back cushions in goose feather, quilted with kg.18/m³ polyurethane foam. Wooden base in wengé stain.

DALLAS
DESIGN GIUSEPPE MANZONI
2018

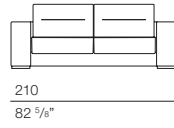


Larghezza bracciolo 25 cm
Arm width 9 7/8"

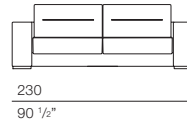
DALS00
sofa 190



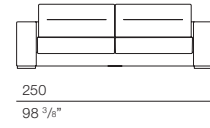
DALS01
sofa 210



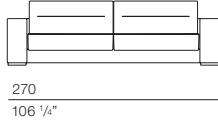
DALS02
sofa 230



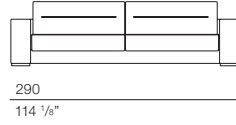
DALS03
sofa 250



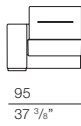
DALS04
sofa 270



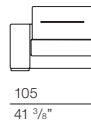
DALS05
sofa 290



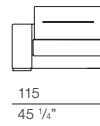
DALS06
end element 95



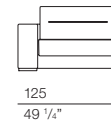
DALS07
end element 105



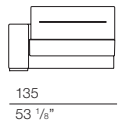
DALS08
end element 115



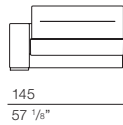
DALS09
end element 125



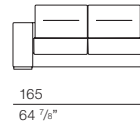
DALS10
end element 135



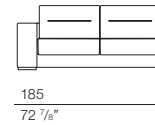
DALS11
end element 145



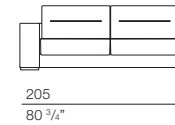
DALS12
end element 165



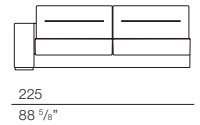
DALS13
end element 185



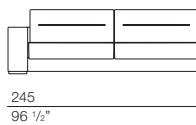
DALS14
end element 205



DALS15
end element 225



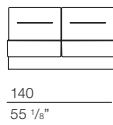
DALS16
end element 245



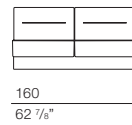
DALS17
end element 265



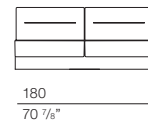
DALS18
central element 140



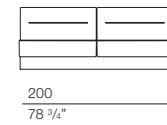
DALS19
central element 160



DALS20
central element 180



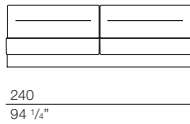
DALS21
central element 200



DALS22
central element 220



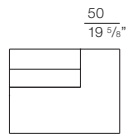
DALS23
central element 240



DALLAS
DESIGN GIUSEPPE MANZONI
2018

DALS27

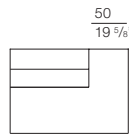
central element 140 with ottoman



140
55 1/8"

DALS28

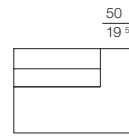
central element 150 with ottoman



150
59"

DALS29

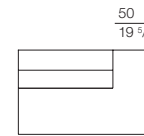
central element 160 with ottoman



160
62 7/8"

DALS30

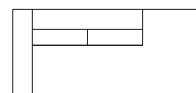
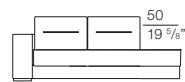
central element 170 with ottoman



170
66 7/8"

DALS24

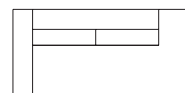
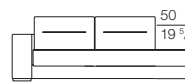
terminal element 215 with ottoman



215
84 5/8"

DALS25

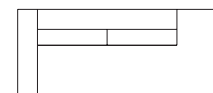
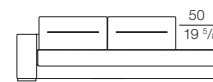
terminal element 235 with ottoman



235
92 1/2"

DALS26

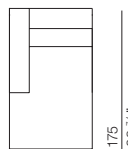
terminal element 255 with ottoman



255
100 3/8"

DALS31

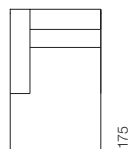
chaise longue 105 x 175



105
41 3/8"

DALS32

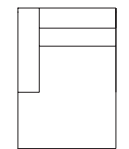
chaise longue 115 x 175



115
45 1/8"

DALS37

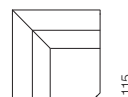
chaise longue 125 x 175



125
49 1/4"

DALS38


squared element 115 x 115



115
45 1/4"

DALS33

ottoman 140 x 100



140
55 1/8"

DALS34

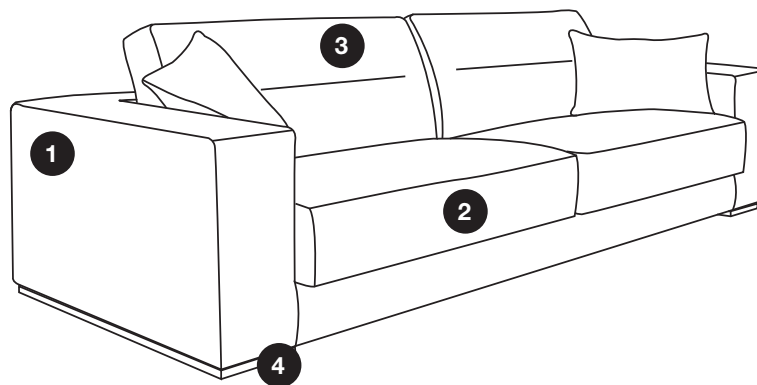
ottoman 100 x 100



100
39 1/8"

DALLAS

DESIGN GIUSEPPE MANZONI
2018



MATERIALI IMPIEGATI

1 STRUTTURA

Legno rivestita in poliuretano espanso

2 SEDUTA

Poliuretano espanso D35

Piuma d'oca

3 SCHIENALI

Poliuretano espanso D18

Piuma d'oca

FINITURE

4 BASAMENTO

Legno tinto Wengè

USED MATERIALS

1 STRUCTURE

Wood covered with polyurethane foam

2 SEATS

D35 polyurethane foam

Goose

3 BACKRESTS

D18 polyurethane foam

Goose

FINISHES

4 BASE

Wooden base in wengé stain

MANUTENZIONE ORDINARIA DI UN DIVANO RIVESTITO IN TESSUTO

- I rivestimenti possono presentare variazioni di tonalità da una partita all'altra.
- Evitare l'esposizione del prodotto alla luce solare diretta, soprattutto se questa è filtrata da vetrata.
- Tutti i rivestimenti sfoderabili richiedono periodicamente il ripristino delle tensioni iniziali regolando le parti velcrate.
- Per i rivestimenti sfoderabili, attenersi scrupolosamente alle modalità di lavaggio riportate sul cartoncino posto sul prodotto.

MANUTENZIONE ORDINARIA DI UN DIVANO RIVESTITO IN PELLE

- Evitare l'esposizione del prodotto alla luce solare diretta, soprattutto se questa è filtrata da vetrata.
- Evitare di posizionare il prodotto in prossimità di fonti di calore dirette quali camini, stufe, termosifoni.
- Per liberare i pori della pelle dalla polvere che si deposita, utilizzare un panno umido ben strizzato da usare con delicatezza. Ciò vale soprattutto per le tipologie "Naturale", che non sono trattate con alcun prodotto coprente, pertanto sono più delicate.
- Per la pulizia ordinaria delle pelli tipo "Extra" e "Scozia" si può ricorrere a prodotti specifici in commercio, seguendo le istruzioni date dal produttore.
- In caso di macchie accidentali suggeriamo di tamponare immediatamente con carta assorbente sempre evitando di strofinare, ma limitandosi ad asciugare il liquido. La buona riuscita dell'operazione dipende in gran parte dalla tempestività dell'intervento oltre che dall'origine della macchia.
- Non usare mai alcool o solventi, che danneggerebbero definitivamente i rivestimenti.

MANUTENZIONE ORDINARIA DEI CUSCINI IN PIUMA

- Regola fondamentale è quella di sprimacciare in modo da ridare il volume originale. Non usare aspirapolvere o battipanni. Arieggiare di tanto in tanto.

ROUTINE MAINTENANCE OF A SOFA WITH FABRIC COVERS

- The covers may vary in nuances from one batch to another.
- Avoid exposing the product to direct sunlight, particularly if it is filtered through glass.
- All removable covers regularly require the initial tautness to be restored, adjusting the parts with velcro.
- For all removable covers, please follow the washing instructions on the tag stitched on the product.

ROUTINE MAINTENANCE OF A SOFA UPHOLSTERED IN LEATHER

- Avoid exposing the product to direct sunlight, particularly if it is filtered through glass.
- Do not position the product near sources of direct heat such as fireplaces, stoves or radiators.
- To free the pores of the leather from the dust that has collected, use with care a wet cloth that has been wrung out. This applies above all to the "Naturale" types which are not treated and therefore more delicate.
- For routine cleaning of the "Extra" and "Scozia" leather use can be made of specific products available on the market, following the manufacturer's instructions.
- In the event of accidental staining we recommend blotting the stain immediately with absorbent paper, never rubbing but instead only drying the liquid. The success of the operation mostly depends on prompt action and the origin of the stain.
- Never use alcohol or solvents which alter permanently the upholstery.

ROUTINE MAINTENANCE OF THE FEATHER CUSHIONS

- The basic rule is to fluff up the cushions to restore the original volume. Do not use vacuum cleaners or carpet beater. Airing from time to time.