

## MAN-GO

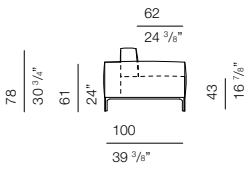
DESIGN MICHELE MANTOVANI  
2020



Basamento portante in alluminio disponibile nelle finiture ANTRACITE o BRONZO. Braccioli e schienale in legno, rivestiti in poliuretano espanso D40 + trapuntino in piuma d'oca. Cuscini di seduta e schienale in piuma d'oca, con inserto in poliuretano espanso a quote differenziate.  
COMPLETAMENTE SMONTABILE  
COMPLETAMENTE SFODERABILE

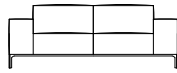
Self-standing Aluminium base, available in ANTHRACITE and BRONZE finish which can be totally disassembled for logistic purposes. Wooden arms and backrests, padded with D40 polyurethane foam + quilted goose feather. Seat and back cushions in goose feather with polyurethane insert of different space weight.  
TOTALLY REMOVABLE COVER  
THIS ITEM CAN BE DISASSEMBLED

**MAN-GO**  
DESIGN MICHELE MANTOVANI  
2020



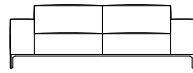
larghezza bracciolo 30 cm  
armrest width 11 3/4"

**MNG000**  
sofa 210



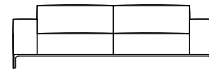
210  
82 5/8"

**MNG001**  
sofa 230



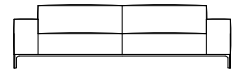
230  
90 1/2"

**MNG002**  
sofa 250



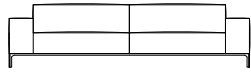
250  
98 3/8"

**MNG003**  
sofa 270 arms 20



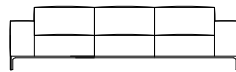
270  
106 1/4"

**MNG004**  
sofa 300



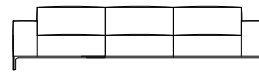
300  
118 1/8"

**MNG005**  
sofa 285



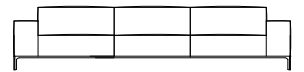
285  
112"

**MNG006**  
sofa 315



315  
124"

**MNG007**  
sofa 345



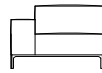
345  
135"

**MNG008**  
end element 105



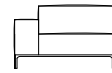
105  
41 3/8"

**MNG009**  
end element 115



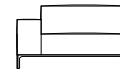
115  
45 1/4"

**MNG010**  
end element 125



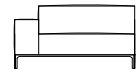
125  
49 1/4"

**MNG011**  
end element 135



135  
53 1/8"

**MNG012**  
end element 150



150  
59 1/2"

**MNG013**  
end element 180



180  
70 7/8"

**MNG014**  
end element 200



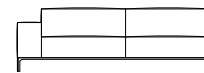
200  
78 3/4"

**MNG015**  
end element 220



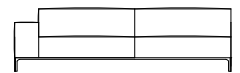
220  
86 5/8"

**MNG016**  
end element 240



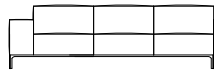
240  
94 1/2"

**MNG017**  
end element 270



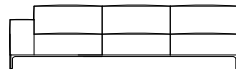
270  
106 1/4"

**MNG018**  
end element 255



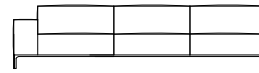
255  
100 3/8"

**MNG019**  
end element 285



285  
112 1/4"

**MNG020**  
end element 315



315  
124"

**MNG021**  
central element 75



75  
29 1/2"

**MNG022**  
central element 85



85  
33 1/2"

**MNG023**  
central element 95




95  
34 3/8"

**MNG024**  
central element 105



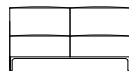
105  
41 3/8"

**MNG025**  
central element 120



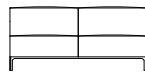
120  
47 1/4"

**MNG026**  
central element 150



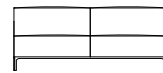
150  
59 1/2"

**MNG027**  
central element 170



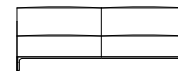
170  
66 7/8"

**MNG028**  
central element 190



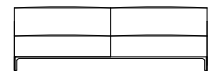
190  
74 3/4"

**MNG029**  
central element 210



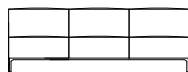
210  
82 5/8"

**MNG030**  
central element 240



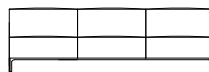
240  
94 1/2"

**MNG031**  
central element 225



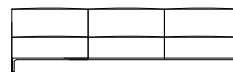
225  
88 5/8"

**MNG032**  
central element 255



255  
100 3/8"

**MNG033**  
central element 285

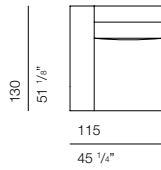


285  
112 1/4"

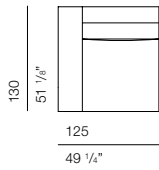
Bodema si riserva il diritto di apportare, senza preavviso, modifiche nei materiali, nelle finiture e nei disegni dei prodotti. — Bodema reserves itself the right to make changes in terms of choice of the raw materials, the finishings and the renew of the design of the models without notice.

**MAN-GO**  
DESIGN MICHELE MANTOVANI  
2020

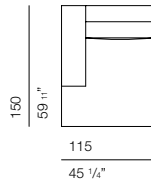
**MNG034**  
*chaise longue 115x130*



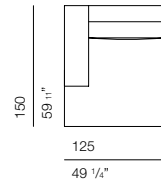
**MNG035**  
*chaise longue 125x130*



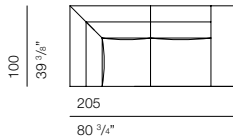
**MNG038**  
*chaise longue 115x150*



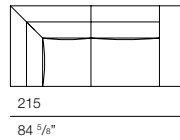
**MNG039**  
*chaise longue 125x150*



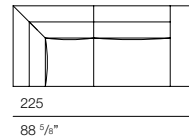
**MNG042**  
*squared element 205*



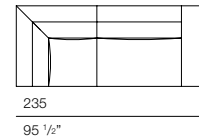
**MNG043**  
*squared element 215*



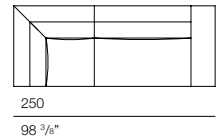
**MNG044**  
*squared element 225*



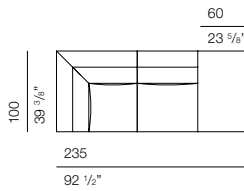
**MNG045**  
*squared element 235*



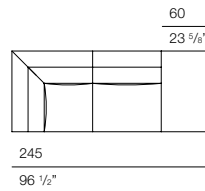
**MNG046**  
*squared element 250*



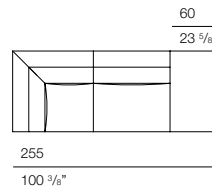
**MNG049**  
*squared element 235 with ottoman*



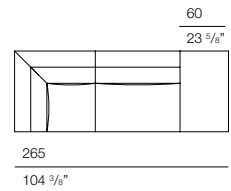
**MNG050**  
*squared element 245 with ottoman*



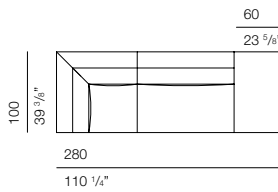
**MNG051**  
*squared element 255 with ottoman*



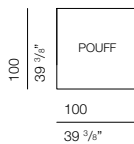
**MNG052**  
*squared element 265 with ottoman*



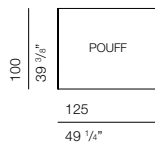
**MNG053**  
*squared element 280 with ottoman*



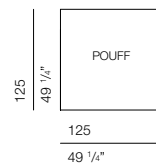
**MNG040**  
*ottoman 100x100*



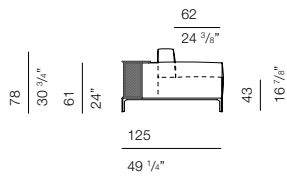
**MNG041**  
*ottoman 125x100*



**MNG054**  
*ottoman 125x125*



**MAN-GO**  
DESIGN MICHELE MANTOVANI  
2020

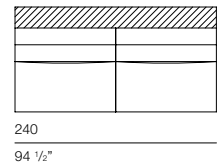
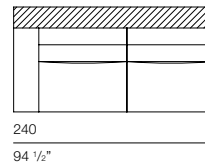
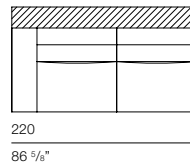
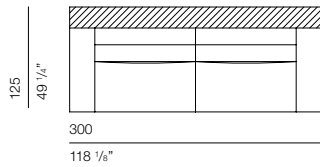


**MNG061**  
*sofa 300 wooden storage backrest*

**MNG062**  
*end element 220 wooden storage backrest*

**MNG060**  
*end element 240 wooden storage backrest*

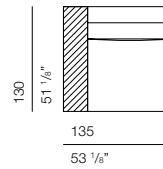
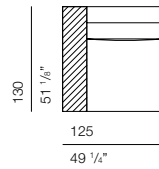
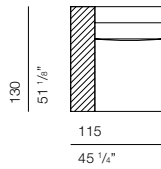
**MNG063**  
*central element 240 wooden storage backrest*



**MNG036**  
*chaise longue 115x130 wooden storage*

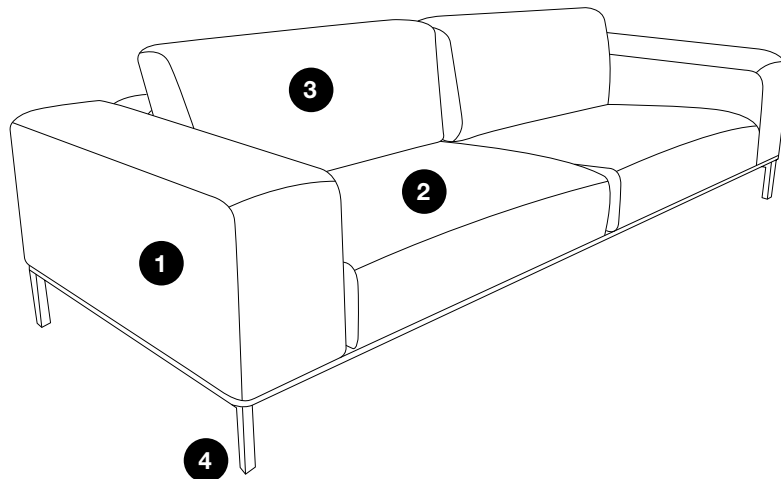
**MNG037**  
*chaise longue 125x130 wooden storage*

**MNG064**  
*chaise longue 135x130 wooden storage*



## MAN-GO

DESIGN MICHELE MANTOVANI  
2020



### MATERIALI IMPIEGATI

#### 1 STRUTTURA

Legno rivestita in poliuretano espanso  
Piuma

#### 2 SEDUTA

Poliuretano espanso D35

Piuma

#### 3 SCHIENALE

Poliuretano espanso D22

Piuma

### FINITURE

#### 4 BASAMENTO

Alluminio finitura Antracite

Alluminio finitura Bronzo

### USED MATERIALS

#### 1 STRUCTURE

Wood covered with polyurethane foam  
Goose

#### 2 SEATS

D35 polyurethane foam

Goose

#### 3 BACKRESTS

D22 polyurethane foam

Goose

### FINISHES

#### 4 BASE

Aluminium Anthracite finish

Aluminium Bronze finish

#### **MANUTENZIONE ORDINARIA DI UN DIVANO RIVESTITO IN TESSUTO**

- I rivestimenti possono presentare variazioni di tonalità da una partita all'altra.
- Evitare l'esposizione del prodotto alla luce solare diretta, soprattutto se questa è filtrata da vetrata.
- Tutti i rivestimenti sfoderabili richiedono periodicamente il ripristino delle tensioni iniziali regolando le parti velcrate.
- Per i rivestimenti sfoderabili, attenersi scrupolosamente alle modalità di lavaggio riportate sul cartoncino posto sul prodotto.

#### **MANUTENZIONE ORDINARIA DI UN DIVANO RIVESTITO IN PELLE**

- Evitare l'esposizione del prodotto alla luce solare diretta, soprattutto se questa è filtrata da vetrata.
- Evitare di posizionare il prodotto in prossimità di fonti di calore dirette quali camini, stufe, termosifoni.
- Per liberare i pori della pelle dalla polvere che si deposita, utilizzare un panno umido ben strizzato da usare con delicatezza. Ciò vale soprattutto per le tipologie "Naturale", che non sono trattate con alcun prodotto coprente, pertanto sono più delicate.
- Per la pulizia ordinaria delle pelli tipo "Extra" e "Scozia" si può ricorrere a prodotti specifici in commercio, seguendo le istruzioni date dal produttore.
- In caso di macchie accidentali suggeriamo di tamponare immediatamente con carta assorbente sempre evitando di strofinare, ma limitandosi ad asciugare il liquido. La buona riuscita dell'operazione dipende in gran parte dalla tempestività dell'intervento oltre che dall'origine della macchia.
- Non usare mai alcool o solventi, che danneggerebbero definitivamente i rivestimenti.

#### **MANUTENZIONE ORDINARIA DEI CUSCINI IN PIUMA**

- Regola fondamentale è quella di sprimacciare in modo da ridare il volume originale. Non usare aspirapolvere o battipanni. Arieggiare di tanto in tanto.

#### **ROUTINE MAINTENANCE OF A SOFA WITH FABRIC COVERS**

- The covers may vary in nuances from one batch to another.
- Avoid exposing the product to direct sunlight, particularly if it is filtered through glass.
- All removable covers regularly require the initial tautness to be restored, adjusting the parts with velcro.
- For all removable covers, please follow the washing instructions on the tag stitched on the product.

#### **ROUTINE MAINTENANCE OF A SOFA UPHOLSTERED IN LEATHER**

- Avoid exposing the product to direct sunlight, particularly if it is filtered through glass.
- Do not position the product near sources of direct heat such as fireplaces, stoves or radiators.
- To free the pores of the leather from the dust that has collected, use with care a wet cloth that has been wrung out. This applies above all to the "Naturale" types which are not treated and therefore more delicate.
- For routine cleaning of the "Extra" and "Scozia" leather use can be made of specific products available on the market, following the manufacturer's instructions.
- In the event of accidental staining we recommend blotting the stain immediately with absorbent paper, never rubbing but instead only drying the liquid. The success of the operation mostly depends on prompt action and the origin of the stain.
- Never use alcohol or solvents which alter permanently the upholstery.

#### **ROUTINE MAINTENANCE OF THE FEATHER CUSHIONS**

- The basic rule is to fluff up the cushions to restore the original volume. Do not use vacuum cleaners or carpet beater. Airing from time to time.