

E'TIME

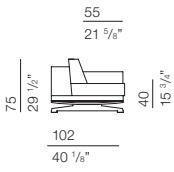
DESIGN ROBERTO PICELLO, UMBERTO CIFARELLI
2011



Programma di sedute modulari imbottite in larghezze da cm 70, 90 e 110. Struttura in legno massello di faggio rivestita in poliuretano espanso indeformabile e vellutino accoppiato. Molleggio a cinghia elastica intrecciata. Imbottitura seduta in piuma d'oca trapuntata con inserto in poliuretano espanso indeformabile. Imbottitura schienale in piuma d'oca con inserto in poliuretano espanso D25. Su richiesta è possibile inserire un meccanismo per alzare/abbassare gli schienali del divano. Divano completamente smontabile.

Upholstery program of seating and modular elements of cm 70, 90 and 110 width. Structure made of beechwood upholstered with non-deformable polyurethane foam with light double velvet cover. Springiness made of woven elastic belts. Seat cushions filled with goose feather quilted with non-deformable polyurethane foam. Back cushions filled with goose feather with Kg25/m³ polyurethane insert. On request a lifting mechanism for the back. Totally Knock-Down sofa for an easier delivery and installation.

E'TIME
 DESIGN ROBERTO PICELLO, UMBERTO CIFARELLI
 2011



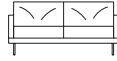
larghezza bracciolo 8 cm
 arm width 3 1/8"

ET0000
 armchair 90



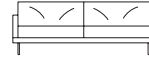
90
35 3/8"

ET0001
 sofa 160



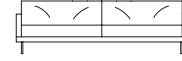
160
62 7/8"

ET0002
 sofa 200



200
78 3/4"

ET0003
 sofa 240



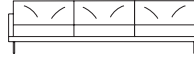
240
94 1/2"

ET0042
 sofa 230



230
90 1/2"

ET0043
 sofa 290



290
114 1/8"

ET0044
 sofa 350



350
137 25/32"

ET0004
 end element with ottoman 223



223
87 3/4"

ET0005
 end element with ottoman 263



263
103 1/2"

ET0006
 end element 80



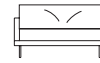
80
31 1/2"

ET0007
 end element 100



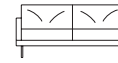
100
39 3/8"

ET0008
 end element 120



120
47 1/4"

ET0009
 end element 153



153
60 1/4"

ET0010
 end element 193



193
75 7/8"

ET0011
 end element 233



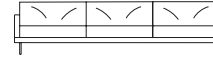
233
91 3/4"

ET0045
 end element 223



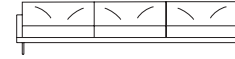
223
87 3/4"

ET0046
 end element 283



283
111 3/8"

ET0047
 end element 343



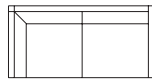
343
135 1/32"

ET0012
 squared element 103 x 183



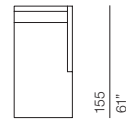
183
72"

ET0013
 squared element 103 x 203



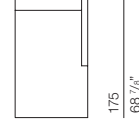
203
79 1/8"

ET0014
 chaise longue 81 x 155



81
31 7/8"

ET0015
 chaise longue 101 x 175



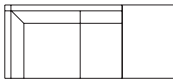
101
39 3/4"

ET0033
 squared element 103 x 103



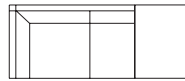
103
40 1/2"

ET0034
 squared element with ottoman
 135 x 103



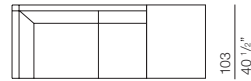
103
40 1/2"

ET0048
 squared element with ottoman
 255 x 103



103
40 1/2"

ET0049
 squared element with ottoman
 275 x 103



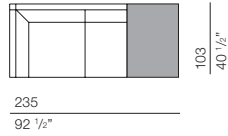
103
40 1/2"

E'TIME

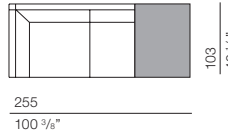
DESIGN ROBERTO PICELLO, UMBERTO CIFARELLI

2011

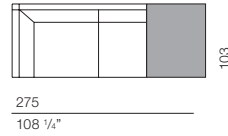
ET0035
squared element with leather top
235 x 103



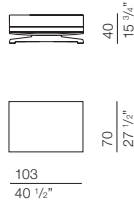
ET0050
squared element with leather top
255 x 103



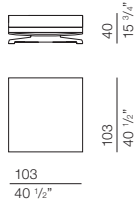
ET0051
squared element with leather top
275 x 103



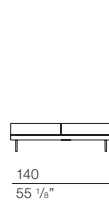
ET0038
ottoman 103 x 70



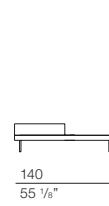
ET0039
ottoman 103 x 103



ET0040
bench 140 made by two seat of 70

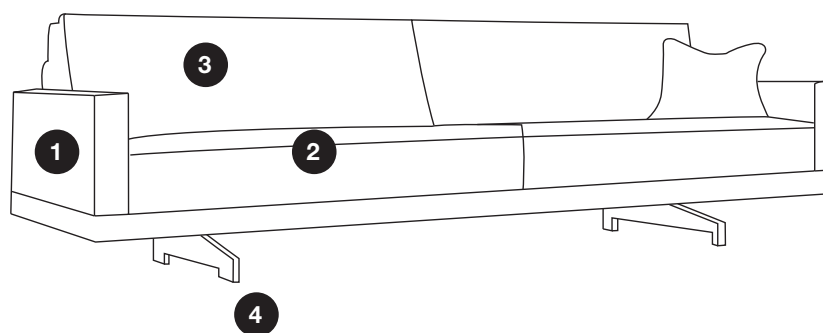


ET0041
bench 140 made by one seat of 70
and one leather top of 70



E'TIME

DESIGN ROBERTO PICELLO, UMBERTO CIFARELLI
2011



MATERIALI IMPIEGATI

1 STRUTTURA
Legno rivestita in poliuretano espanso
2 SEDUTA
Poliuretano espanso D35
Piuma d'oca
3 SCHIENALI
Poliuretano espanso D25
Piuma d'oca

FINITURE

4 PIEDINI
Metallo

USED MATERIALS

1 STRUCTURE
Wood covered in polyurethane foam
2 SEATS
D35 polyurethane foam
Feather
3 BACKRESTS
D25 polyurethane foam
Feather

FINISHES

4 FEET
Metal feet

E'TIME

DESIGN ROBERTO PICELLO, UMBERTO CIFARELLI
2011

NOTE INFORMATIVE

- Nella confezione in velluto NON è prevista la cucitura "con nervetto"

MANUTENZIONE ORDINARIA DI UN DIVANO RIVESTITO IN TESSUTO

- I rivestimenti possono presentare variazioni di tonalità da una partita all'altra.
- Evitare l'esposizione del prodotto alla luce solare diretta, soprattutto se questa è filtrata da vetrata.
- Tutti i rivestimenti sfoderabili richiedono periodicamente il ripristino delle tensioni iniziali regolando le parti velcrate.
- Per i rivestimenti sfoderabili, attenersi scrupolosamente alle modalità di lavaggio riportate sul cartoncino posto sul prodotto.

MANUTENZIONE ORDINARIA DI UN DIVANO RIVESTITO IN PELLE

- Evitare l'esposizione del prodotto alla luce solare diretta, soprattutto se questa è filtrata da vetrata.
- Evitare di posizionare il prodotto in prossimità di fonti di calore dirette quali camini, stufe, termosifoni.
- Per liberare i pori della pelle dalla polvere che si deposita, utilizzare un panno umido ben strizzato da usare con delicatezza. Ciò vale soprattutto per le tipologie "Naturale", che non sono trattate con alcun prodotto coprente, pertanto sono più delicate .
- Per la pulizia ordinaria delle pelli tipo "Extra" e "Scozia" si può ricorrere a prodotti specifici in commercio, seguendo le istruzioni date dal produttore.
- In caso di macchie accidentali suggeriamo di tamponare immediatamente con carta assorbente sempre evitando di strofinare, ma limitandosi ad asciugare il liquido. La buona riuscita dell'operazione dipende in gran parte dalla tempestività dell'intervento oltre che dall'origine della macchia.
- Non usare mai alcool o solventi, che danneggerebbero definitivamente i rivestimenti.

MANUTENZIONE ORDINARIA DEI CUSCINI IN PIUMA

- Regola fondamentale è quella di sprimacciare in modo da ridare il volume originale. Non usare aspirapolvere o battipanni. Arieggiare di tanto in tanto.

INFORMATIONS

- Pinch stitch NON available for velvet fabric.

ROUTINE MAINTENANCE OF A SOFA WITH FABRIC COVERS

- The covers may vary in nuances from one batch to another.
- Avoid exposing the product to direct sunlight, particularly if it is filtered through glass.
- All removable covers regularly require the initial tautness to be restored, adjusting the parts with velcro.
- For all removable covers, please follow the washing instructions on the tag stitched on the product.

ROUTINE MAINTENANCE OF A SOFA UPHOLSTERED IN LEATHER

- Avoid exposing the product to direct sunlight, particularly if it is filtered through glass.
- Do not position the product near sources of direct heat such as fireplaces, stoves or radiators.
- To free the pores of the leather from the dust that has collected, use with care a wet cloth that has been wrung out. This applies above all to the "Naturale" types which are not treated and therefore more delicate.
- For routine cleaning of the "Extra" and "Scozia" leather use can be made of specific products available on the market, following the manufacturer's instructions.
- In the event of accidental staining we recommend blotting the stain immediately with absorbent paper, never rubbing but instead only drying the liquid. The success of the operation mostly depends on prompt action and the origin of the stain.
- Never use alcohol or solvents which alter permanently the upholstery.

ROUTINE MAINTENANCE OF THE FEATHER CUSHIONS

- The basic rule is to fluff up the cushions to restore the original volume. Do not use vacuum cleaners or carpet beater. Airing from time to time.