

FLY

DESIGN MICHELE MANTOVANI
2023



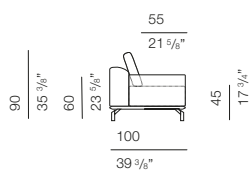
Struttura in legno di multistrato di pioppo rivestita in poliuretano espanso a quote differenziate.
Imbottitura sedute in poliuretano espanso D35 a quote differenziate. Schienali in poliuretano espanso D28 a quote differenziate. Basamento in legno massello di frassino, tinto almond.
Piedini in metallo verniciati antracite.

**COMPLETAMENTE SMONTABILE.
COMPLETAMENTE SFODERABILE.**

Wooden frame in beechwood mulpi ply in polyurethane foam of different space weights.
Seat cushions in D35 polyurethane foam of different space weights. Back cushions in D28 polyurethane foam of different space weights.
Beechwood seat-frame, solid in col. Almond stained.
Metal feet in anthracite colour finish.

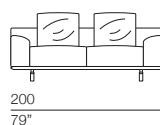
**IT CAN BE TOTALLY DISASSEMBLED.
TOTALLY REMOVABLE COVER.**

FLY
DESIGN MICHELE MANTOVANI
2023

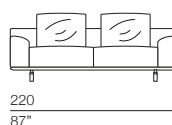


larghezza bracciolo 25 cm
armrest width 9 7/8"

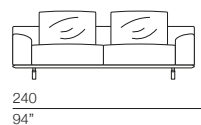
FLY000
sofa 200



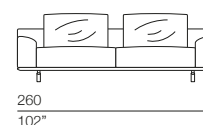
FLY001
sofa 220



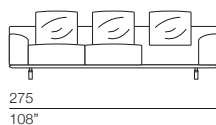
FLY002
sofa 240



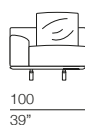
FLY003
sofa 260



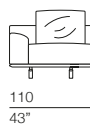
FLY004
sofa 275



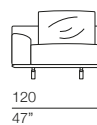
FLY005
end element 100



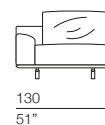
FLY006
end element 110



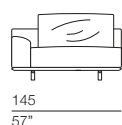
FLY007
end element 120



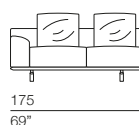
FLY008
end element 130



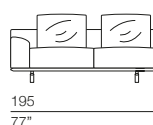
FLY009
end element 130



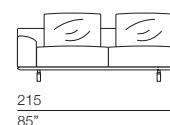
FLY010
end element 175



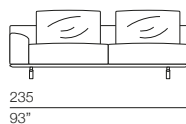
FLY011
end element 195



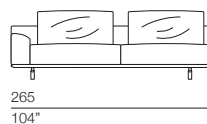
FLY012
end element 215



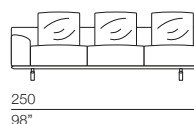
FLY013
end element 235



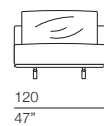
FLY014
end element 265



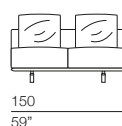
FLY015
end element 250



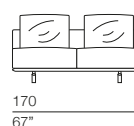
FLY016
central element 120



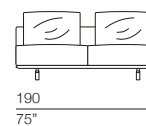
FLY017
central element 150



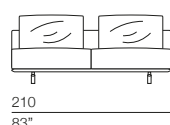
FLY018
central element 170



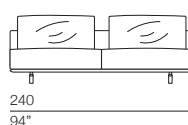
FLY019
central element 190



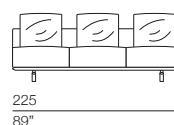
FLY020
central element 210



FLY021
central element 240

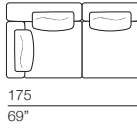


FLY022
central element 225

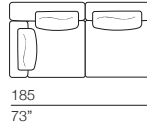


FLY
DESIGN MICHELE MANTOVANI
2023

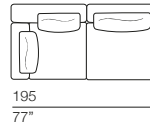
FLY026
squared element 175



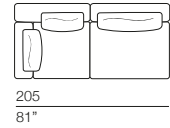
FLY027
squared element 185



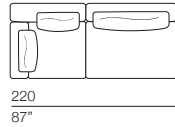
FLY028
squared element 195



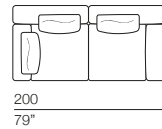
FLY029
squared element 205



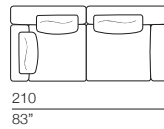
FLY030
squared element 220



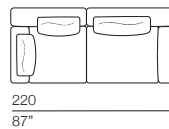
FLY031
squared element 200 with armrest



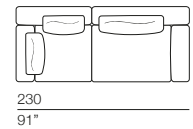
FLY032
squared element 210 with armrest



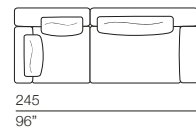
FLY033
squared element 220 with armrest



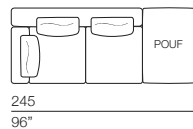
FLY034
squared element 230 with armrest



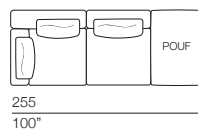
FLY035
squared element 245 with armrest



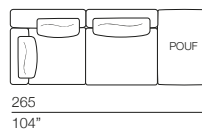
FLY036
squared element 245 with ottoman



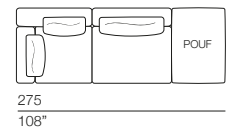
FLY037
squared element 255 with ottoman



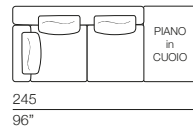
FLY038
squared element 265 with ottoman



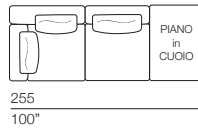
FLY039
squared element 275 with ottoman



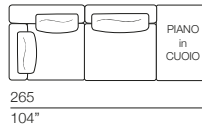
FLY040
squared element 245 with leather top



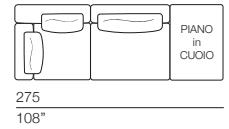
FLY041
squared element 255 with leather top



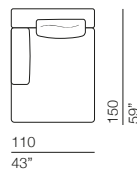
FLY042
squared element 265 with leather top



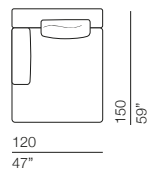
FLY043
squared element 275 with leather top



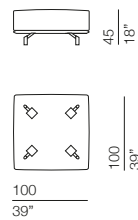
FLY023
chaise longue 110x150



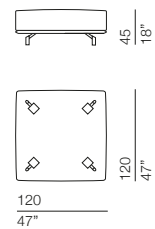
FLY024
chaise longue 120x150



FLY044
ottoman 100x100

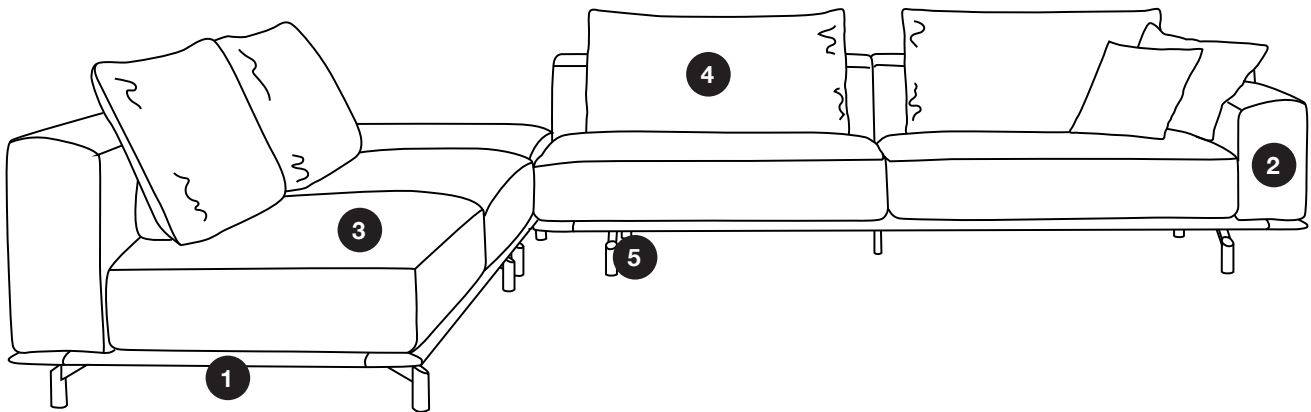


FLY045
ottoman 120x120



FLY

DESIGN MICHELE MANTOVANI
2023



MATERIALI IMPIEGATI

- 1 BASAMENTO
Frassino tinto almond
- 2 STRUTTURA
Legno multistrato di pioppo
rivestito in poliuretano espanso
- 3 SEDUTA
Poliuretano espanso D35
- 4 SCHIENALI
Poliuretano espanso D28

FINITURE

- 4 PIEDINI
Metallo finitura antracite

USED MATERIALS

- 1 BASE
Ash wood, almond stained
- 2 STRUCTURE
Poplar wood covered
with polyurethane foam
- 3 SEATS
D35 polyurethane foam
- 3 BACKRESTS
D28 polyurethane foam

FINISHES

- 4 Feet
Anthracite metal feet

MANUTENZIONE ORDINARIA DI UN DIVANO RIVESTITO IN TESSUTO

- I rivestimenti possono presentare variazioni di tonalità da una partita all'altra.
- Evitare l'esposizione del prodotto alla luce solare diretta, soprattutto se questa è filtrata da vetrata.
- Tutti i rivestimenti sfoderabili richiedono periodicamente il ripristino delle tensioni iniziali regolando le parti velcrate.
- Per i rivestimenti sfoderabili, attenersi scrupolosamente alle modalità di lavaggio riportate sul cartoncino posto sul prodotto.

MANUTENZIONE ORDINARIA DI UN DIVANO RIVESTITO IN PELLE

- Evitare l'esposizione del prodotto alla luce solare diretta, soprattutto se questa è filtrata da vetrata.
- Evitare di posizionare il prodotto in prossimità di fonti di calore dirette quali camini, stufe, termosifoni.
- Per liberare i pori della pelle dalla polvere che si deposita, utilizzare un panno umido ben strizzato da usare con delicatezza. Ciò vale soprattutto per le tipologie "Naturale", che non sono trattate con alcun prodotto coprente, pertanto sono più delicate .
- Per la pulizia ordinaria delle pelli tipo "Nabuk" si può ricorrere a prodotti specifici in commercio, seguendo le istruzioni date dal produttore.
- In caso di macchie accidentali suggeriamo di tamponare immediatamente con carta assorbente sempre evitando di strofinare, ma limitandosi ad asciugare il liquido. La buona riuscita dell'operazione dipende in gran parte dalla tempestività dell'intervento oltre che dall'origine della macchia.
- Non usare mai alcool o solventi, che danneggerebbero definitivamente i rivestimenti.

ROUTINE MAINTENANCE OF A SOFA WITH FABRIC COVERS

- The covers may vary in nuances from one batch to another.
- Avoid exposing the product to direct sunlight, particularly if it is filtered through glass.
- All removable covers regularly require the initial tautness to be restored, adjusting the parts with velcro.
- For all removable covers, please follow the washing instructions on the tag stitched on the product.

ROUTINE MAINTENANCE OF A SOFA UPHOLSTERED IN LEATHER

- Avoid exposing the product to direct sunlight, particularly if it is filtered through glass.
- Do not position the product near sources of direct heat such as fireplaces, stoves or radiators.
- To free the pores of the leather from the dust that has collected, use with care a wet cloth that has been wrung out. This applies above all to the "Naturale" types which are not treated and therefore more delicate.
- For routine cleaning of the "Nabuk" leather use can be made of specific products available on the market, following the manufacturer's instructions.
- In the event of accidental staining we recommend blotting the stain immediately with absorbent paper, never rubbing but instead only drying the liquid. The success of the operation mostly depends on prompt action and the origin of the stain.
- Never use alcohol or solvents which alter permanently the upholstery.