

LONDON

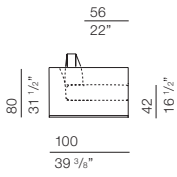
DESIGN GIUSEPPE MANZONI
2017



Struttura in legno rivestita in poliuretano espanso indeformabile e vellutino accoppiato. Molleggio a cinghia elastica intrecciata. Imbottitura seduta in poliuretano espanso D30 + Piuma d'oca. Schienali in poliuretano espanso D18 + Piuma d'oca. Su richiesta è possibile inserire sotto le sedute un meccanismo dotato di un carrello che permette alle stesche di scorrere ed avanzare di 20 cm.

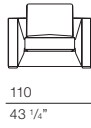
Wooden frame upholstered with non-deformable polyurethane foam covered with a light double velvet. Springiness made of woven elastic belts, seat in Kg30/m³ polyurethane foam + goose feathers. Back in Kg18/m³ polyurethane foam + goose feathers. On request a possible sliding mechanism for the seats to become cm 20 deeper.

LONDON
DESIGN GIUSEPPE MANZONI
2017

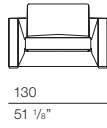


larghezza bracciolo 13 cm
arm width 9 7/8"

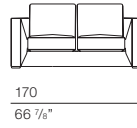
LOND00
armchair 110



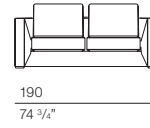
LOND01
armchair big 130



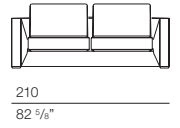
LOND02
sofa 170



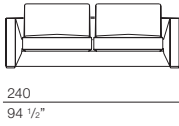
LOND03
sofa 190



LOND04
sofa 210



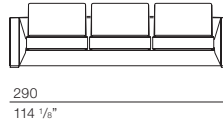
LOND05
sofa 240



LOND06
sofa 260



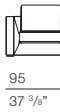
LOND07
sofa 290



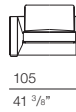
LOND08
end element 85



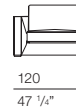
LOND09
end element 95



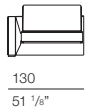
LOND10
end element 105



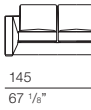
LOND11
end element 120



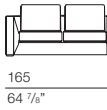
LOND12
end element 130



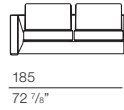
LOND13
end element 145



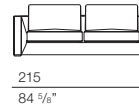
LOND14
end element 165



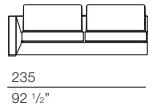
LOND15
end element 185



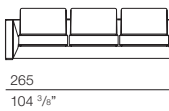
LOND16
end element 215



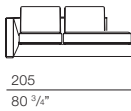
LOND17
end element 235



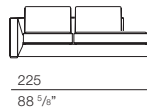
LOND18
end element 265



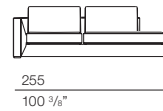
LOND29
end element 205
with ottoman



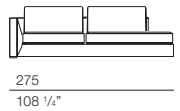
LOND30
end element 225
with ottoman



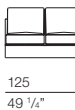
LOND31
end element 255
with ottoman



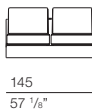
LOND32
end element 275
with ottoman



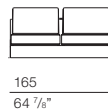
LOND19
central element 125



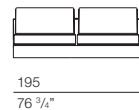
LOND20
central element 145



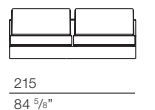
LOND21
central element 165



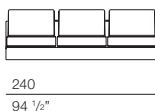
LOND22
central element 195



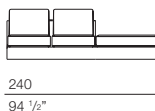
LOND23
central element 215



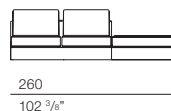
LOND24
central element 240



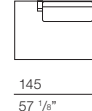
LOND25
central element 240
with ottoman



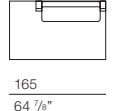
LOND26
central element 260
with ottoman



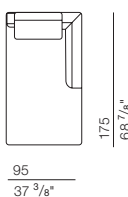
LOND27
central element 145
with ottoman



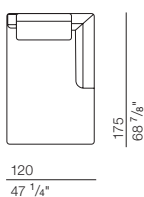
LOND28
central element 165
with ottoman



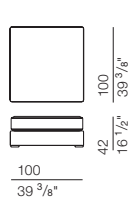
LOND33
chaise longue 95 x 175



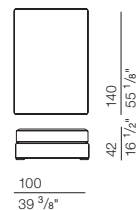
LOND34
chaise longue 120 x 175



LOND35
ottoman 100 x 100



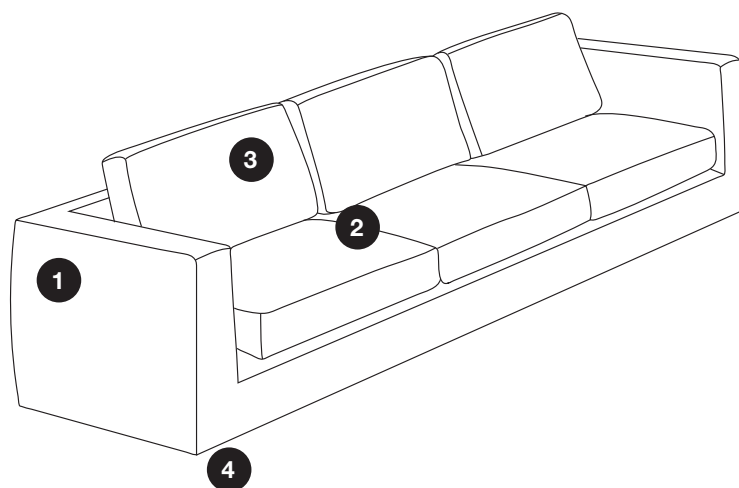
LOND36
ottoman 100 x 140



Bodema si riserva il diritto di apportare, senza preavviso, modifiche nei materiali, nelle finiture e nei disegni dei prodotti. — Bodema reserves itself the right to make changes in terms of choice of the raw materials, the finishings and the renew of the design of the models without notice.

LONDON

DESIGN GIUSEPPE MANZONI
2017



MATERIALI IMPIEGATI

1 STRUTTURA
Legno rivestita in poliuretano espanso
2 SEDUTA
Poliuretano espanso D30
Piuma d'oca
3 SCHIENALI
Poliuretano espanso D18
Piuma d'oca

FINITURE

4 BASAMENTO
Legno tinto Wengè

USED MATERIALS

1 STRUCTURE
Wood covered in polyurethane foam
2 SEATS
D30 polyurethane foam
Feather
3 BACKRESTS
D18 polyurethane foam
Feather

FINISHES

4 BASE
Wooden base in wengé stain

MANUTENZIONE ORDINARIA DI UN DIVANO RIVESTITO IN TESSUTO

- I rivestimenti possono presentare variazioni di tonalità da una partita all'altra.
- Evitare l'esposizione del prodotto alla luce solare diretta, soprattutto se questa è filtrata da vetrata.
- Tutti i rivestimenti sfoderabili richiedono periodicamente il ripristino delle tensioni iniziali regolando le parti velcrate.
- Per i rivestimenti sfoderabili, attenersi scrupolosamente alle modalità di lavaggio riportate sul cartoncino posto sul prodotto.

MANUTENZIONE ORDINARIA DI UN DIVANO RIVESTITO IN PELLE

- Evitare l'esposizione del prodotto alla luce solare diretta, soprattutto se questa è filtrata da vetrata.
- Evitare di posizionare il prodotto in prossimità di fonti di calore dirette quali camini, stufe, termosifoni.
- Per liberare i pori della pelle dalla polvere che si deposita, utilizzare un panno umido ben strizzato da usare con delicatezza. Ciò vale soprattutto per le tipologie "Naturale", che non sono trattate con alcun prodotto coprente, pertanto sono più delicate.
- Per la pulizia ordinaria delle pelli tipo "Extra" e "Scozia" si può ricorrere a prodotti specifici in commercio, seguendo le istruzioni date dal produttore.
- In caso di macchie accidentali suggeriamo di tamponare immediatamente con carta assorbente sempre evitando di strofinare, ma limitandosi ad asciugare il liquido. La buona riuscita dell'operazione dipende in gran parte dalla tempestività dell'intervento oltre che dall'origine della macchia.
- Non usare mai alcool o solventi, che danneggerebbero definitivamente i rivestimenti.

MANUTENZIONE ORDINARIA DEI CUSCINI IN PIUMA

- Regola fondamentale è quella di sprimacciare in modo da ridare il volume originale. Non usare aspirapolvere o battipanni. Arieggiare di tanto in tanto.

ROUTINE MAINTENANCE OF A SOFA WITH FABRIC COVERS

- The covers may vary in nuances from one batch to another.
- Avoid exposing the product to direct sunlight, particularly if it is filtered through glass.
- All removable covers regularly require the initial tautness to be restored, adjusting the parts with velcro.
- For all removable covers, please follow the washing instructions on the tag stitched on the product.

ROUTINE MAINTENANCE OF A SOFA UPHOLSTERED IN LEATHER

- Avoid exposing the product to direct sunlight, particularly if it is filtered through glass.
- Do not position the product near sources of direct heat such as fireplaces, stoves or radiators.
- To free the pores of the leather from the dust that has collected, use with care a wet cloth that has been wrung out. This applies above all to the "Naturale" types which are not treated and therefore more delicate.
- For routine cleaning of the "Extra" and "Scozia" leather use can be made of specific products available on the market, following the manufacturer's instructions.
- In the event of accidental staining we recommend blotting the stain immediately with absorbent paper, never rubbing but instead only drying the liquid. The success of the operation mostly depends on prompt action and the origin of the stain.
- Never use alcohol or solvents which alter permanently the upholstery.

ROUTINE MAINTENANCE OF THE FEATHER CUSHIONS

- The basic rule is to fluff up the cushions to restore the original volume. Do not use vacuum cleaners or carpet beater. Airing from time to time.