

MILANO

DESIGN GIUSEPPE MANZONI
2020



Basamento portante in legno di frassino disponibile nella finitura wengè. Braccioli e schienale in legno, rivestiti in poliuretano espanso D40. Cuscini di seduta e schienale in piuma d'oca, con inserto in poliuretano espanso a quote differenziate.

COMPLETAMENTE SMONTABILE
COMPLETAMENTE SFODERABILE

VERSIONE PILLOW

Basamento portante in legno di frassino disponibile nella finitura wengè. Braccioli e schienale in legno, rivestiti in poliuretano espanso D40. Cuscini di seduta e schienale in piuma d'oca, con inserto in poliuretano espanso a quote differenziate. Cuscini schienali più piccoli rispetto al cuscino di seduta; cuscini decorativi compresi.

COMPLETAMENTE SMONTABILE
COMPLETAMENTE SFODERABILE

Self-supporting ashwood tree frame finished in wengé stain. Arms and back in wood padded with D40 polyurethane foam. Seat cushions and back cushions in goose-feather with soul in polyurethane foam of different space weight.

TOTALLY REMOVABLE COVER
THIS ITEM CAN BE DISASSEMBLED

MILANO PILLOW

Self-supporting ashwood tree frame, finished in wengé stain. Arms and back in wood padded with D40 polyurethane foam. Seat cushions and back cushions in goose-feather with soul in polyurethane foam of different space weight. Back cushions are smaller than the seat cushions. Loose cushions included.

TOTALLY REMOVABLE COVER
THIS ITEM CAN BE DISASSEMBLED

MILANO

DESIGN GIUSEPPE MANZONI
2020

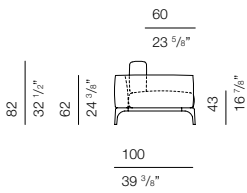
MILANO



MILANO PILLOW

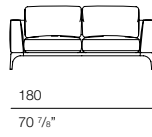


MILANO
DESIGN GIUSEPPE MANZONI
2020

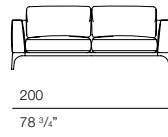


larghezza bracciolo 20 cm
armrest width 7 7/8"

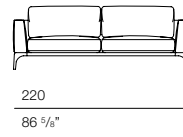
MIL000
sofa 180



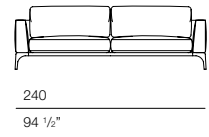
MIL001
sofa 200



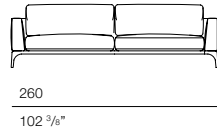
MIL002
sofa 220



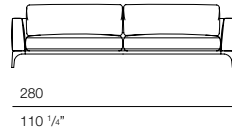
MIL003
sofa 240



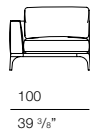
MIL004
sofa 260



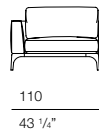
MIL005
sofa 280



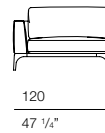
MIL006
end element 100



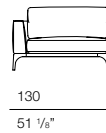
MIL007
end element 110



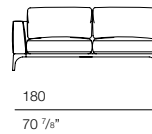
MIL008
end element 120



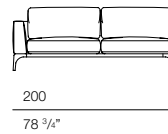
MIL009
end element 130



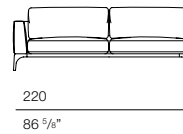
MIL010
end element 180



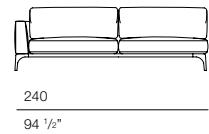
MIL011
end element 200



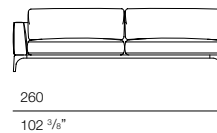
MIL012
end element 220



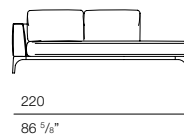
MIL013
end element 240



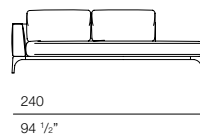
MIL014
end element 260



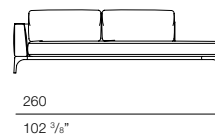
MIL015
end element 220 with ottoman



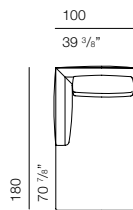
MIL016
end element 240 with ottoman



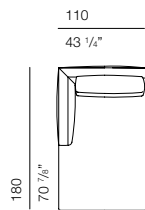
MIL017
end element 260 with ottoman



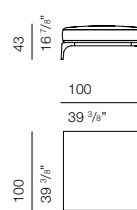
MIL018
chaise longue 100x180



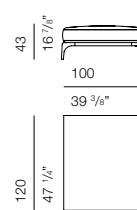
MIL019
chaise longue 110x180



MIL020
ottoman 100x100

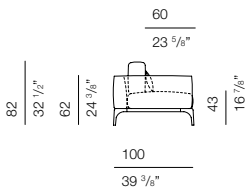


MIL021
ottoman 100x120



Bodema si riserva il diritto di apportare, senza preavviso, modifiche nei materiali, nelle finiture e nei disegni dei prodotti. — Bodema reserves itself the right to make changes in terms of choice of the raw materials, the finishing and the renew of the design of the models without notice.

MILANO PILLOW
DESIGN GIUSEPPE MANZONI
2020



larghezza bracciolo 20 cm
armrest width 7 7/8"

MILP000
sofa 180



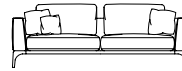
180
70 7/8"

MILP001
sofa 200



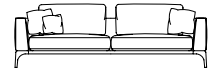
200
78 3/4"

MILP002
sofa 220



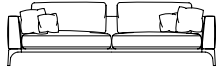
220
86 5/8"

MILP003
sofa 240



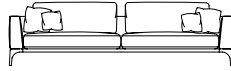
240
94 1/2"

MILP004
sofa 260



260
102 3/8"

MILP005
sofa 280



280
110 1/4"

MILP006
end element 100



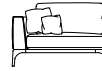
100
39 3/8"

MILP007
end element 110



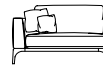
110
43 1/4"

MILP008
end element 120



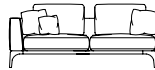
120
47 1/4"

MILP009
end element 130



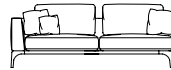
130
51 1/8"

MILP010
end element 180



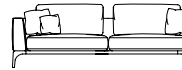
180
70 7/8"

MILP011
end element 200



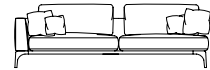
200
78 3/4"

MILP012
end element 220



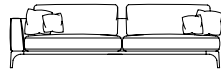
220
86 5/8"

MILP013
end element 240



240
94 1/2"

MILP014
end element 260



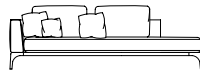
260
102 3/8"

MILP015
end element 220 with ottoman



220
86 5/8"

MILP016
end element 240 with ottoman



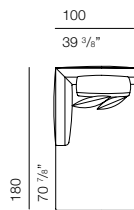
240
94 1/2"

MILP017
end element 260 with ottoman

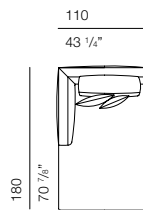


260
102 3/8"

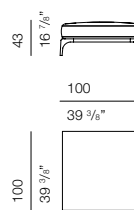
MILP018
chaise longue 100x180



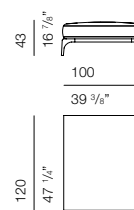
MILP019
chaise longue 110x180



MILP020
ottoman 100x100



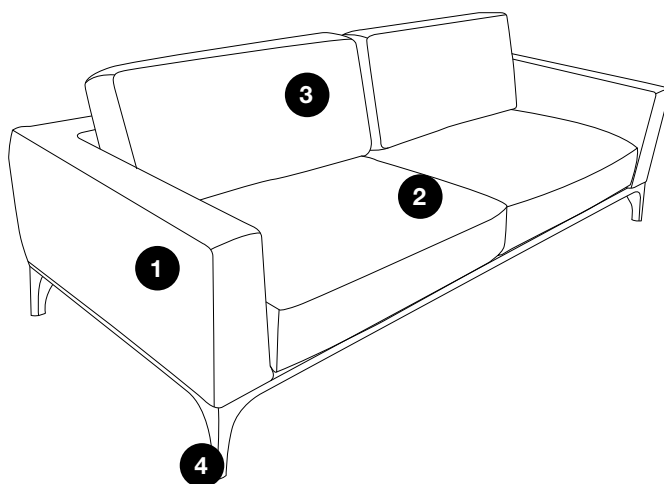
MILP021
ottoman 100x120



Bodema si riserva il diritto di apportare, senza preavviso, modifiche nei materiali, nelle finiture e nei disegni dei prodotti. — Bodema reserves itself the right to make changes in terms of choice of the raw materials, the finishings and the renew of the design of the models without notice.

MILANO

DESIGN GIUSEPPE MANZONI
2020



MATERIALI IMPIEGATI

1 STRUTTURA
Legno rivestita in poliuretano espanso
2 SEDUTA
Poliuretano espanso D35
Piuma
3 SCHIENALE
Poliuretano espanso D22
Piuma

FINITURE

4 BASAMENTO
Legno di frassino tinto wengè

USED MATERIALS

1 STRUCTURE
Wood covered with polyurethane foam
2 SEATS
D35 polyurethane foam
Goose
3 BACKRESTS
D22 polyurethane foam
Goose

FINISHES

4 BASE
Ashwood finished in wengé stain

MANUTENZIONE ORDINARIA DI UN DIVANO RIVESTITO IN TESSUTO

- I rivestimenti possono presentare variazioni di tonalità da una partita all'altra.
- Evitare l'esposizione del prodotto alla luce solare diretta, soprattutto se questa è filtrata da vetrata.
- Tutti i rivestimenti sfoderabili richiedono periodicamente il ripristino delle tensioni iniziali regolando le parti velcrate.
- Per i rivestimenti sfoderabili, attenersi scrupolosamente alle modalità di lavaggio riportate sul cartoncino posto sul prodotto.

MANUTENZIONE ORDINARIA DI UN DIVANO RIVESTITO IN PELLE

- Evitare l'esposizione del prodotto alla luce solare diretta, soprattutto se questa è filtrata da vetrata.
- Evitare di posizionare il prodotto in prossimità di fonti di calore dirette quali camini, stufe, termosifoni.
- Per liberare i pori della pelle dalla polvere che si deposita, utilizzare un panno umido ben strizzato da usare con delicatezza. Ciò vale soprattutto per le tipologie "Naturale", che non sono trattate con alcun prodotto coprente, pertanto sono più delicate.
- Per la pulizia ordinaria delle pelli tipo "Extra" e "Scozia" si può ricorrere a prodotti specifici in commercio, seguendo le istruzioni date dal produttore.
- In caso di macchie accidentali suggeriamo di tamponare immediatamente con carta assorbente sempre evitando di strofinare, ma limitandosi ad asciugare il liquido. La buona riuscita dell'operazione dipende in gran parte dalla tempestività dell'intervento oltre che dall'origine della macchia.
- Non usare mai alcool o solventi, che danneggerebbero definitivamente i rivestimenti.

MANUTENZIONE ORDINARIA DEI CUSCINI IN PIUMA

- Regola fondamentale è quella di sprimacciare in modo da ridare il volume originale. Non usare aspirapolvere o battipanni. Arieggiare di tanto in tanto.

ROUTINE MAINTENANCE OF A SOFA WITH FABRIC COVERS

- The covers may vary in nuances from one batch to another.
- Avoid exposing the product to direct sunlight, particularly if it is filtered through glass.
- All removable covers regularly require the initial tautness to be restored, adjusting the parts with velcro.
- For all removable covers, please follow the washing instructions on the tag stitched on the product.

ROUTINE MAINTENANCE OF A SOFA UPHOLSTERED IN LEATHER

- Avoid exposing the product to direct sunlight, particularly if it is filtered through glass.
- Do not position the product near sources of direct heat such as fireplaces, stoves or radiators.
- To free the pores of the leather from the dust that has collected, use with care a wet cloth that has been wrung out. This applies above all to the "Naturale" types which are not treated and therefore more delicate.
- For routine cleaning of the "Extra" and "Scozia" leather use can be made of specific products available on the market, following the manufacturer's instructions.
- In the event of accidental staining we recommend blotting the stain immediately with absorbent paper, never rubbing but instead only drying the liquid. The success of the operation mostly depends on prompt action and the origin of the stain.
- Never use alcohol or solvents which alter permanently the upholstery.

ROUTINE MAINTENANCE OF THE FEATHER CUSHIONS

- The basic rule is to fluff up the cushions to restore the original volume. Do not use vacuum cleaners or carpet beater. Airing from time to time.