

JIMMY
DESIGN STUDIO RES
ANNO 2018



Divano trasformabile in letto. Struttura in legno rivestita in poliuretano espanso. Seduta in poliuretano espanso D35. Schienali in poliuretano espanso D25. Rete a doghe. Schienali con vano portaguanciaie. Materasso SIMMONS a molle insacchettate H 13 cm e lungo 200 cm. Ingombro totale divano letto aperto 218 cm. Piede in metallo finitura Nichel nero. Divano completamente smontabile. Braccioli imbottiti disponibili nelle larghezze di 12, 17 e 23 cm.

Sofabed. Wooden frame covered with polyurethane foam. Seat in D35 polyurethane foam. Back cushions in D25 polyurethane foam. Wooden slats spring. Backrest with pillow storage. Orthopedic coil spring mattress cm 13 thick and cm 200 long. When opened, total depth cm 218. Metal feet, black nickel finished. K.D. model, (sofa can be totally disassembled on need). Upholstered armrests available in different width: cm 12 - 17 - 23.

JIMMY
DESIGN STUDIO RES
2018

12 CM
MISURA BRACCIOLO / ARMREST SIZE



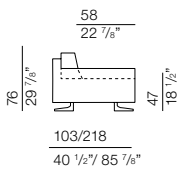
17 CM
MISURA BRACCIOLO / ARMREST SIZE



23 CM
MISURA BRACCIOLO / ARMREST SIZE

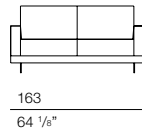


JIMMY
DESIGN STUDIO RES
2018

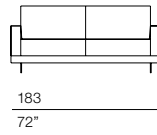


larghezza bracciolo 12 cm
armrest width 4 3/4"

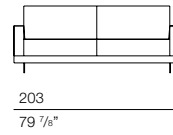
JIMF00 sofa 163
JIM000 sofa 163 bed 120



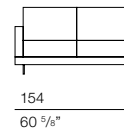
JIMF03 sofa 183
JIM003 sofa 183 bed 140



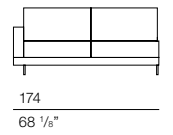
JIMF06 sofa 203
JIM006 sofa 203 bed 160



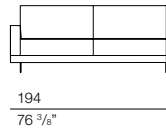
JIMF09 end element 154
JIM009 end element 154 bed 120



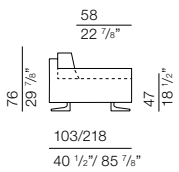
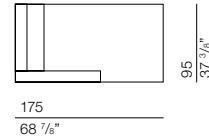
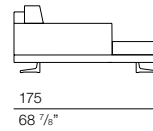
JIMF12 end element 174
JIM012 end element 174 bed 140



JIMF15 end element 194
JIM015 end element 194 bed 160

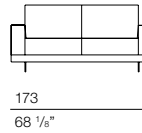


JIMF18
chaise longue 95X175

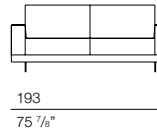


larghezza bracciolo 17 cm
armrest width 6 3/4"

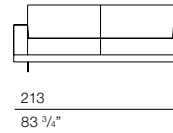
JIMF01 sofa 173
JIM001 sofa 173 bed 120



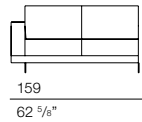
JIMF04 sofa 193
JIM004 sofa 193 bed 140



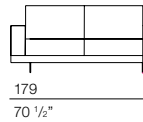
JIMF07 sofa 213
JIM007 sofa 213 bed 160



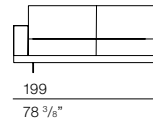
JIMF10 end element 159
JIM010 end element 159 bed 120



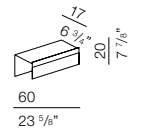
JIMF13 end element 179
JIM013 end element 179 bed 140



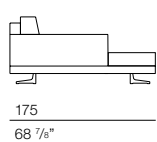
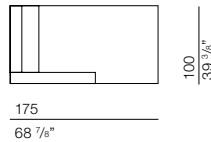
JIMF16 end element 199
JIM016 end element 199 bed 160



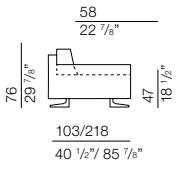
TAS000
hard leather pocket



JIMF19
chaise longue 100X175

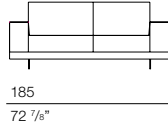


JIMMY
DESIGN STUDIO RES
2018

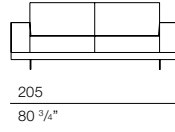


larghezza bracciolo 23 cm
armrest width 9"

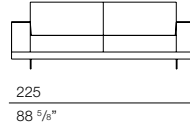
JIMF02 sofa 185
JIM002 sofa 185 bed 120



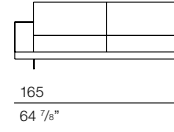
JIMF05 sofa 205
JIM005 sofa 205 bed 140



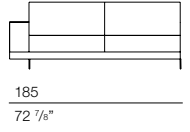
JIMF08 sofa 225
JIM008 sofa 225 bed 160



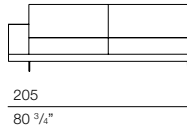
JIMF11 end element 165
JIM011 end element 165 bed 120



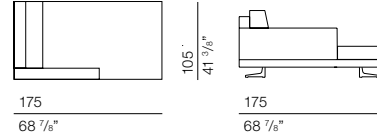
JIMF14 end element 185
JIM014 end element 185 bed 140



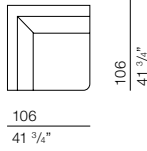
JIMF17 end element 205
JIM017 end element 205 bed 160



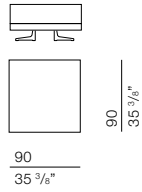
JIMF20
chaise lounge 105X175



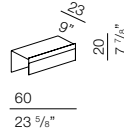
JIMF21
squared element 106X106



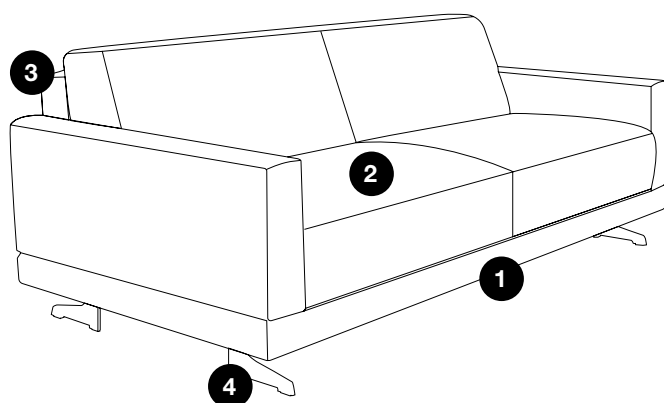
JIMF22
ottoman 90x90



TAS000
hard leather pocket



JIMMY
DESIGN STUDIO RES
ANNO 2018



MATERIALI IMPIEGATI

1 STRUTTURA
legno rivestita in poliuretano espanso
2 SEDUTA
poliuretano espanso D35
3 SCHIENALI
poliuretano espanso D25

USED MATERIALS

1 STRUCTURE
Wood covered in polyurethane foam
2 SEATS
D35 polyurethane foam
3 BACKRESTS
D25 polyurethane foam

FINITURE

4 PIEDINI
Metallo nichel nero

FINISHES

4 LEGS
Black nickel metal









SISTEMA DI APERTURA

01

OPENING SYSTEM


01



		ALBERTONE	ALL-IN	BEDFORD	GEORGE	JIMMY	JOAO	MAESTRO	MAGNUM	ESTRAIBILE NIGHT&DAY	NIGHT&DAY SOFABED	NIGHT&DAY BED	NIGHT&DAY MERIDIENNE	PRINCE	REGAL	RICHARD	ROCK1	ROMEO	SWING	VALENTINO
		•	•	•		•			•		•	•	•		•	•				
					•		•	•		•				•			•	•	•	•
	H 12																		•	•
	H 13	•	•	•	•	•	•	•			•			•		•		•		
	H 18								•					•						
	H 12																•			
	H 13	•	•	•	•	•	•	•			•			•		•		•		
	H 14									•		•	•							
			•			•	•	•								•			•	
	01	•	•	•		•	•	•	•		•			•	•	•		•		
	02																		•	•
	03				•															
	04																•			
	05											•	•							
		•	•	•	•	•	•	•		•	•	•	•	•	•			•	•	
				•		•	•							•		•				

 RETE A DOGHE
WOODEN SLATS

 SISTEMA DI APERTURA
OPENING SYSTEM

 MATERASSO A MOLLE
COIL SPRING MATTRESS

 SMONTABILE
CAN BE TAKE-DOWN

 RETE ELETTRORISALDATA
WELDMESH SPRING

 COMPONIBILE
MODULAR

 MATERASSO IN ESPANSO
FOAM MATTRESS

 PORTAGUANCIALE
PILLOW STORAGE UNIT

NOTE INFORMATIVE

- Per un corretto funzionamento della meccanica divano-letto, NON lasciare lenzuola e/o coperte all'interno una volta chiuso il divano.

MANUTENZIONE ORDINARIA DI UN DIVANO RIVESTITO IN TESSUTO

- I rivestimenti possono presentare variazioni di tonalità da una partita all'altra.
- Evitare l'esposizione del prodotto alla luce solare diretta, soprattutto se questa è filtrata da vetrata.
- Tutti i rivestimenti sfoderabili richiedono periodicamente il ripristino delle tensioni iniziali regolando le parti velcrate.
- Per i rivestimenti sfoderabili, attenersi scrupolosamente alle modalità di lavaggio riportate sul cartoncino posto sul prodotto.

MANUTENZIONE ORDINARIA DI UN DIVANO RIVESTITO IN PELLE

- Evitare l'esposizione del prodotto alla luce solare diretta, soprattutto se questa è filtrata da vetrata.
- Evitare di posizionare il prodotto in prossimità di fonti di calore dirette quali camini, stufe, termosifoni.
- Per liberare i pori della pelle dalla polvere che si deposita, utilizzare un panno umido ben strizzato da usare con delicatezza. Ciò vale soprattutto per le tipologie "Naturale", che non sono trattate con alcun prodotto coprente, pertanto sono più delicate.
- Per la pulizia ordinaria delle pelli tipo "Extra" e "Scozia" si può ricorrere a prodotti specifici in commercio, seguendo le istruzioni date dal produttore.
- In caso di macchie accidentali suggeriamo di tamponare immediatamente con carta assorbente sempre evitando di strofinare, ma limitandosi ad asciugare il liquido. La buona riuscita dell'operazione dipende in gran parte dalla tempestività dell'intervento oltre che dall'origine della macchia.
- Non usare mai alcool o solventi, che danneggerebbero definitivamente i rivestimenti.

INFORMATIONS

- For the correct working of the spring, please remove all the sheets from the mattress when closing the bed

ROUTINE MAINTENANCE OF A SOFA WITH FABRIC COVERS

- The covers may vary in nuances from one batch to another.
- Avoid exposing the product to direct sunlight, particularly if it is filtered through glass.
- All removable covers regularly require the initial tautness to be restored, adjusting the parts with velcro.
- For all removable covers, please follow the washing instructions on the tag stitched on the product.

ROUTINE MAINTENANCE OF A SOFA UPHOLSTERED IN LEATHER

- Avoid exposing the product to direct sunlight, particularly if it is filtered through glass.
- Do not position the product near sources of direct heat such as fireplaces, stoves or radiators.
- To free the pores of the leather from the dust that has collected, use with care a wet cloth that has been wrung out. This applies above all to the "Naturale" types which are not treated and therefore more delicate.
- For routine cleaning of the "Extra" and "Scozia" leather use can be made of specific products available on the market, following the manufacturer's instructions.
- In the event of accidental staining we recommend blotting the stain immediately with absorbent paper, never rubbing but instead only drying the liquid. The success of the operation mostly depends on prompt action and the origin of the stain.
- Never use alcohol or solvents which alter permanently the upholstery.