

## SHANGHAI

DESIGN GIUSEPPE MANZONI  
2015



Programma completo di elementi componibili, composto da elementi di seduta, schienali imbottiti, cuscini di schienale e strutture di supporto in ferro e/o rivestite in cuoio da mixare e combinare tra loro. Sedute con struttura in legno, disponibili nelle profondità 100 cm e 120 cm, rivestite in poliuretano espanso D21 con trapuntino superiore in piuma d'oca. Schienale imbottito portante: base in legno e poliuretano espanso D35, con supporto antiscivolo. Cuscino schienale: piuma d'oca. Cuscino bracciolo: poliuretano espanso D21 con anima portante in lamiera di ferro mm 4. Schienale: lamiera di ferro mm 4 verniciata bianca/nera/grigio antracite opaco e/o rivestita in cuoio. Completano la collezione la libreria ed il server.

Upholstery program of modular units consisting of single seat elements, back cushions and free-standing iron back support which are available in leather cover too. Seat with wooden structure available in cm 100 and cm 120 depth, padded Kg21/m<sup>3</sup> polyurethane foam and an upper quilt. Back in anti-slip D35 polyurethane foam. Back cushion in goose feather. Armrest cushion: Kg21/m<sup>3</sup> polyurethane foam with mm 4 iron metal core Iron back support, mm 4 available in white / black / dark grey lacquer or in hard-leather cover. Accessories are a side small library and a metal C-shaped stand.walnut or wenge stain.

**SHANGHAI**  
DESIGN GIUSEPPE MANZONI  
2015

**SCHIENALE FERRO + CUSCINO SCHIENALE  
IRON BACKREST ELEMENT + BACK CUSHION**

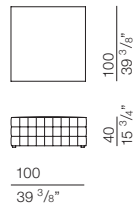


**SCHIENALE PORTANTE  
SELF STANDING BACKREST**

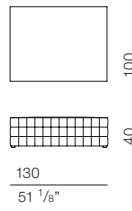


**SHANGHAI**  
 DESIGN GIUSEPPE MANZONI  
 2015

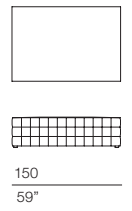
**SH0000**  
 element 100 x 100



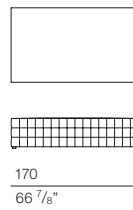
**SH0001**  
 element 100 x 130



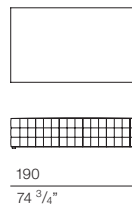
**SH0018**  
 element 100 x 150



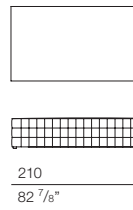
**SH0002**  
 element 170



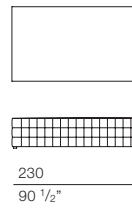
**SH0003**  
 element 190



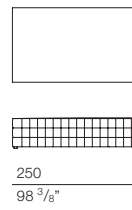
**SH0004**  
 element 210



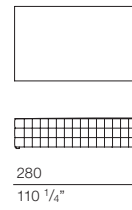
**SH0005**  
 element 230



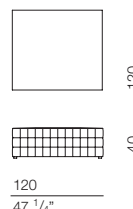
**SH0006**  
 element 250



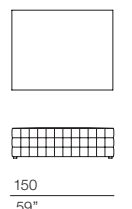
**SH0007**  
 element 280



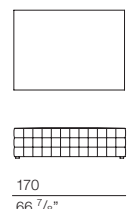
**SH0020**  
 element 120 x 120



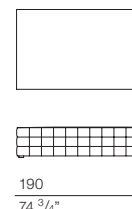
**SH0021**  
 element 150 x 120



**SH0022**  
 element 170 x 120

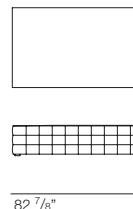


**SH0023**  
 element 190 x 120

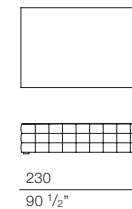


210

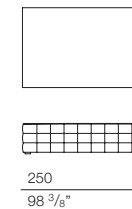
**SH0024**  
 element 210 x 120



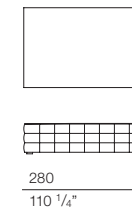
**SH0025**  
 element 230 x 120



**SH0026**  
 element 250 x 120



**SH0027**  
 element 280 x 120

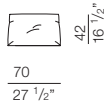


Bodema si riserva il diritto di apportare, senza preavviso, modifiche nei materiali, nelle finiture e nei disegni dei prodotti. — Bodema reserves itself the right to make changes in terms of choice of the raw materials, the finishings and the renew of the design of the models without notice.

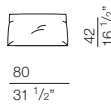
**SHANGHAI**  
DESIGN GIUSEPPE MANZONI  
2015



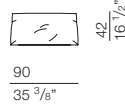
**SH0008**  
back cushion



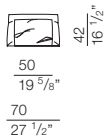
**SH0009**  
back cushion



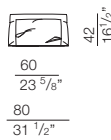
**SH0010**  
back cushion



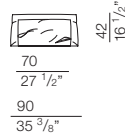
**SH0011**  
two back cushions slim



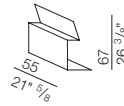
**SH0012**  
two back cushions slim



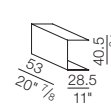
**SH0013**  
two back cushions slim



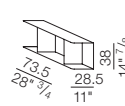
**SH0014**  
iron backrest element



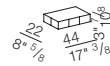
**SH0015**  
server



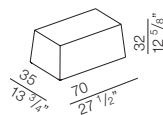
**SH0016**  
mini library



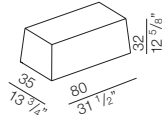
**SH0017**  
arm cushion



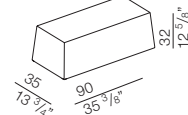
**SH0028**  
self standing backrest 70 cm



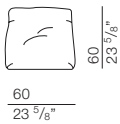
**SH0029**  
self standing backrest 80 cm



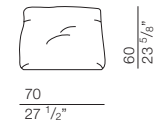
**SH0030**  
self standing backrest 90 cm



**SH0031**  
cushion 60 cm for self standing backrest

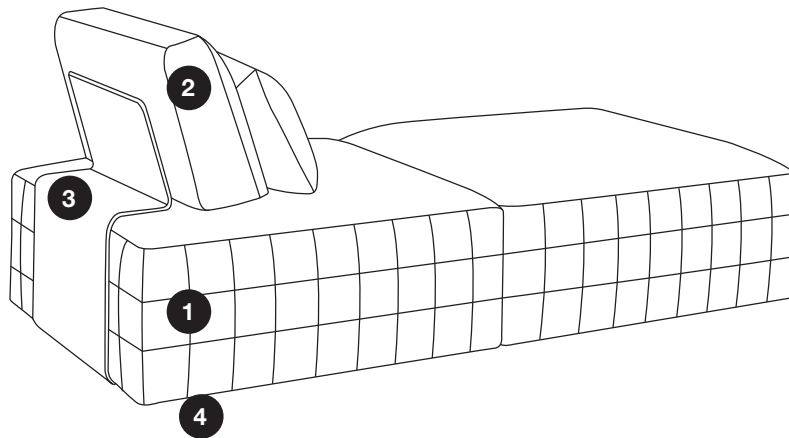


**SH0032**  
cushion 70 cm for self standing backrest



## SHANGHAI

DESIGN GIUSEPPE MANZONI  
2015



### MATERIALI IMPIEGATI

1 STRUTTURA  
Legno rivestita in poliuretano espanso D21  
e piuma d'oca  
2 CUSCINO SCHIENALE  
Piuma d'oca  
3 SCHIENALE  
Ferro finitura Bianco opaco  
Ferro finitura Nero opaco  
Ferro finitura Antracite opaco  
Ferro rivestito in Cuoio

### FINITURE

4 PIEDINI  
Plastica nera

### USED MATERIALS

1 STRUCTURE  
Wood covered in D21polyurethane foam  
and Feather  
2 BACKRESTS  
Feather  
3 BACK SUPPORT  
Iron White lacquer  
Iron Black lacquer  
Iron Dark Grey lacquer  
Hard-leather cove

### FINISHES

4 FEET  
Plastic feet

#### **MANUTENZIONE ORDINARIA DI UN DIVANO RIVESTITO IN TESSUTO**

- I rivestimenti possono presentare variazioni di tonalità da una partita all'altra.
- Evitare l'esposizione del prodotto alla luce solare diretta, soprattutto se questa è filtrata da vetrata.
- Tutti i rivestimenti sfoderabili richiedono periodicamente il ripristino delle tensioni iniziali regolando le parti velcrate.
- Per i rivestimenti sfoderabili, attenersi scrupolosamente alle modalità di lavaggio riportate sul cartoncino posto sul prodotto.

#### **MANUTENZIONE ORDINARIA DI UN DIVANO RIVESTITO IN PELLE**

- Evitare l'esposizione del prodotto alla luce solare diretta, soprattutto se questa è filtrata da vetrata.
- Evitare di posizionare il prodotto in prossimità di fonti di calore dirette quali camini, stufe, termosifoni.
- Per liberare i pori della pelle dalla polvere che si deposita, utilizzare un panno umido ben strizzato da usare con delicatezza. Ciò vale soprattutto per le tipologie "Naturale", che non sono trattate con alcun prodotto coprente, pertanto sono più delicate.
- Per la pulizia ordinaria delle pelli tipo "Extra" e "Scozia" si può ricorrere a prodotti specifici in commercio, seguendo le istruzioni date dal produttore.
- In caso di macchie accidentali suggeriamo di tamponare immediatamente con carta assorbente sempre evitando di strofinare, ma limitandosi ad asciugare il liquido. La buona riuscita dell'operazione dipende in gran parte dalla tempestività dell'intervento oltre che dall'origine della macchia.
- Non usare mai alcool o solventi, che danneggerebbero definitivamente i rivestimenti.

#### **MANUTENZIONE ORDINARIA DEI CUSCINI IN PIUMA**

- Regola fondamentale è quella di sprimacciare in modo da ridare il volume originale. Non usare aspirapolvere o battipanni. Arieggiare di tanto in tanto.

#### **ROUTINE MAINTENANCE OF A SOFA WITH FABRIC COVERS**

- The covers may vary in nuances from one batch to another.
- Avoid exposing the product to direct sunlight, particularly if it is filtered through glass.
- All removable covers regularly require the initial tautness to be restored, adjusting the parts with velcro.
- For all removable covers, please follow the washing instructions on the tag stitched on the product.

#### **ROUTINE MAINTENANCE OF A SOFA UPHOLSTERED IN LEATHER**

- Avoid exposing the product to direct sunlight, particularly if it is filtered through glass.
- Do not position the product near sources of direct heat such as fireplaces, stoves or radiators.
- To free the pores of the leather from the dust that has collected, use with care a wet cloth that has been wrung out. This applies above all to the "Naturale" types which are not treated and therefore more delicate.
- For routine cleaning of the "Extra" and "Scozia" leather use can be made of specific products available on the market, following the manufacturer's instructions.
- In the event of accidental staining we recommend blotting the stain immediately with absorbent paper, never rubbing but instead only drying the liquid. The success of the operation mostly depends on prompt action and the origin of the stain.
- Never use alcohol or solvents which alter permanently the upholstery.

#### **ROUTINE MAINTENANCE OF THE FEATHER CUSHIONS**

- The basic rule is to fluff up the cushions to restore the original volume. Do not use vacuum cleaners or carpet beater. Airing from time to time.